

Migration Analysis for La Hipotecaria S.A  
Panama

Personal Loans  
March 2011

An analysis of historical loan payment data was used to compile a migration analysis of delinquency by annual vintage. Delinquencies for each vintage were grouped into the following buckets; Current, 1-30, 31-60, 61-90, 91-120, 121-150, 151-180, and 180+. Results are provided in graphical and tabular form. The cutoff date is 3/31/2011.

# Personal Loans - La Hipotecaria Panama Migration Analysis (All Vintages)

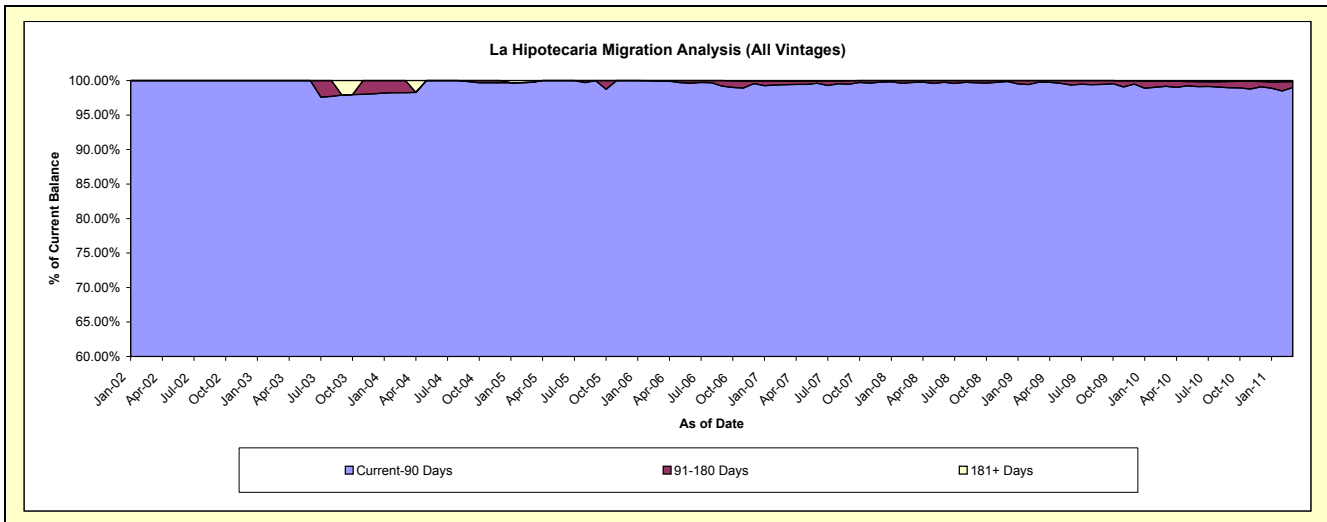
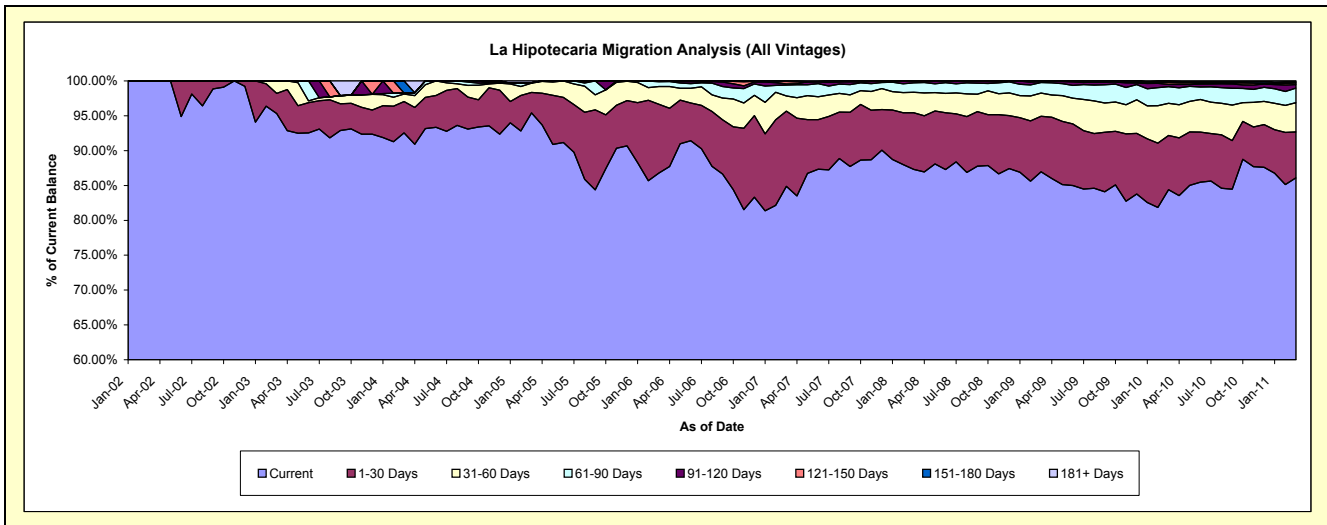
## Delinquency Status (\$ of Current Balance)

Data Cutoff: 3/31/2011

Current Portfolio Balance	3,801.98	125,094.47	253,995.13	390,679.22	4,454,861.42	11,741,150.26	20,132,805.19	25,509,437.20	23,683,830.24	22,151,767.48
	Mar-02	Mar-03	Mar-04	Mar-05	Mar-06	Mar-07	Mar-08	Mar-09	Mar-10	Mar-11
Current	3,801.98	119,247.56	235,040.93	372,713.96	3,865,548.91	9,966,203.94	17,578,660.91	22,184,984.60	19,989,094.36	19,069,733.68
1-30 Days	-	3,620.16	11,427.67	11,487.41	440,519.40	1,266,882.94	1,634,836.34	2,033,143.83	1,838,911.02	1,459,183.24
31-60 Days	-	2,226.75	2,720.08	5,199.50	112,665.40	256,124.73	590,762.64	848,134.36	1,094,334.98	932,093.56
61-90 Days	-	-	353.87	293.36	30,927.71	180,797.64	273,912.54	385,115.74	564,347.33	462,481.58
91-120 Days	-	-	-	-	4,500.00	19,960.11	43,766.48	35,986.04	78,354.24	111,468.23
121-150 Days	-	-	-	-	700.00	41,786.03	10,866.28	6,048.60	64,723.99	49,152.74
151-180 Days	-	-	4,452.58	-	-	-	-	16,024.03	35,207.69	32,474.19
181+ Days	-	-	-	984.99	-	9,394.87	-	-	18,856.63	35,180.26

## Delinquency Status (% of Current Balance)

Current Portfolio Balance	3,801.98	125,094.47	253,995.13	390,679.22	4,454,861.42	11,741,150.26	20,132,805.19	25,509,437.20	23,683,830.24	22,151,767.48
	Mar-02	Mar-03	Mar-04	Mar-05	Mar-06	Mar-07	Mar-08	Mar-09	Mar-10	Mar-11
Current	100.00%	95.33%	92.54%	95.40%	86.77%	84.88%	87.31%	86.97%	84.40%	86.09%
1-30 Days	0.00%	2.89%	4.50%	2.94%	9.89%	10.79%	8.12%	7.97%	7.76%	6.59%
31-60 Days	0.00%	1.78%	1.07%	1.33%	2.53%	2.18%	2.93%	3.32%	4.62%	4.21%
61-90 Days	0.00%	0.00%	0.14%	0.08%	0.69%	1.54%	1.36%	1.51%	2.38%	2.09%
91-120 Days	0.00%	0.00%	0.00%	0.00%	0.10%	0.17%	0.22%	0.14%	0.33%	0.50%
121-150 Days	0.00%	0.00%	0.00%	0.00%	0.02%	0.36%	0.05%	0.02%	0.27%	0.22%
151-180 Days	0.00%	0.00%	1.75%	0.00%	0.00%	0.00%	0.00%	0.06%	0.15%	0.15%
181+ Days	0.00%	0.00%	0.00%	0.25%	0.00%	0.08%	0.00%	0.00%	0.08%	0.16%
Current - 90 Days	100.00%	100.00%	98.25%	99.75%	99.88%	99.39%	99.73%	99.77%	99.17%	98.97%
91-180 Days	0.00%	0.00%	1.75%	0.00%	0.12%	0.53%	0.27%	0.23%	0.75%	0.87%



## Personal Loans - La Hipotecaria Panama Migration Analysis (2002 Vintage)

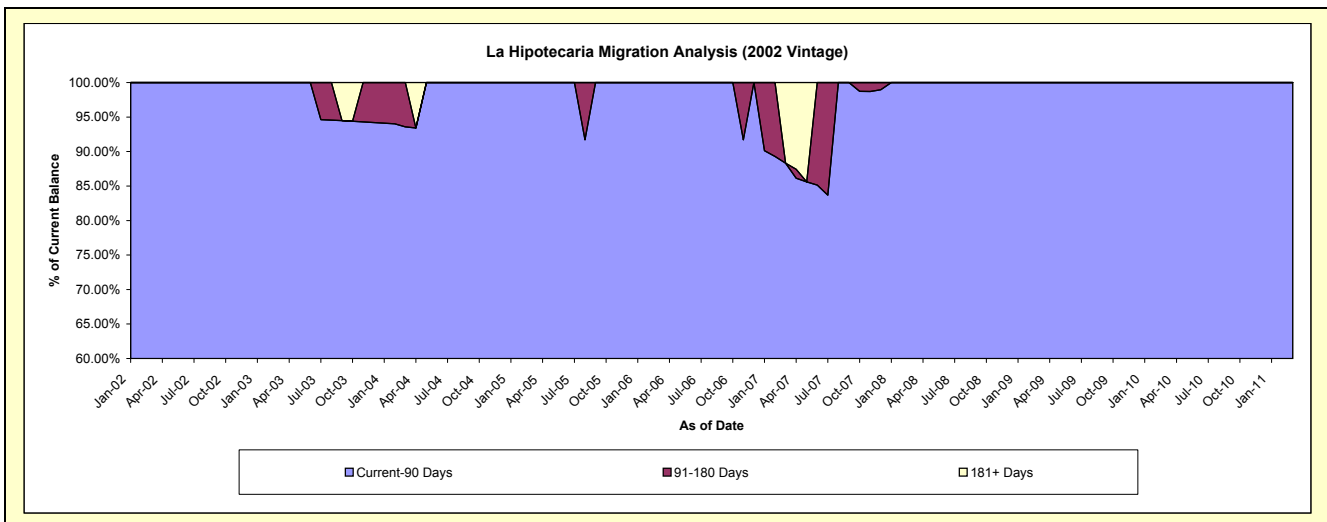
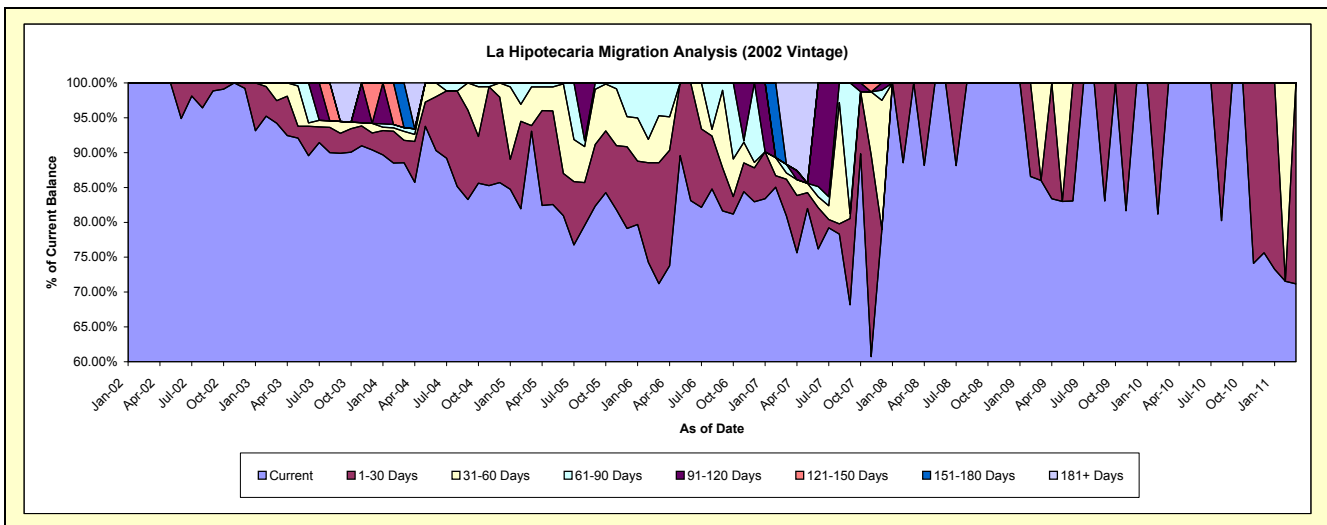
### Delinquency Status (\$ of Current Balance)

Data Cutoff: 3/31/2011

Current Portfolio Balance	3,801.98	87,570.28	69,232.58	50,618.02	24,871.58	9,879.68	4,378.67	2,362.93	1,347.69	737.96
	Mar-02	Mar-03	Mar-04	Mar-05	Mar-06	Mar-07	Mar-08	Mar-09	Mar-10	Mar-11
Current	3,801.98	82,505.35	61,300.66	47,110.00	17,711.18	7,995.72	4,378.67	2,031.90	1,347.69	525.25
1-30 Days	-	2,838.18	2,221.81	408.83	4,309.67	518.72	-	-	-	212.71
31-60 Days	-	2,226.75	903.66	2,805.83	1,679.22	89.80	-	331.03	-	-
61-90 Days	-	-	353.87	293.36	1,171.51	120.54	-	-	-	-
91-120 Days	-	-	-	-	-	-	-	-	-	-
121-150 Days	-	-	-	-	-	-	-	-	-	-
151-180 Days	-	-	4,452.58	-	-	-	-	-	-	-
181+ Days	-	-	-	-	-	1,154.90	-	-	-	-

### Delinquency Status (% of Current Balance)

Current Portfolio Balance	3,801.98	87,570.28	69,232.58	50,618.02	24,871.58	9,879.68	4,378.67	2,362.93	1,347.69	737.96
	Mar-02	Mar-03	Mar-04	Mar-05	Mar-06	Mar-07	Mar-08	Mar-09	Mar-10	Mar-11
Current	100.00%	94.22%	88.54%	93.07%	71.21%	80.93%	100.00%	85.99%	100.00%	71.18%
1-30 Days	0.00%	3.24%	3.21%	0.81%	17.33%	5.25%	0.00%	0.00%	0.00%	28.82%
31-60 Days	0.00%	2.54%	1.31%	5.54%	6.75%	0.91%	0.00%	14.01%	0.00%	0.00%
61-90 Days	0.00%	0.00%	0.51%	0.58%	4.71%	1.22%	0.00%	0.00%	0.00%	0.00%
91-120 Days	0.00%	0.00%	0.00%	0.00%	0.00%	0.00%	0.00%	0.00%	0.00%	0.00%
121-150 Days	0.00%	0.00%	0.00%	0.00%	0.00%	0.00%	0.00%	0.00%	0.00%	0.00%
151-180 Days	0.00%	0.00%	6.43%	0.00%	0.00%	0.00%	0.00%	0.00%	0.00%	0.00%
181+ Days	0.00%	0.00%	0.00%	0.00%	0.00%	11.69%	0.00%	0.00%	0.00%	0.00%
Current - 90 Days	100.00%	100.00%	93.57%	100.00%	100.00%	88.31%	100.00%	100.00%	100.00%	100.00%
91-180 Days	0.00%	0.00%	6.43%	0.00%	0.00%	0.00%	0.00%	0.00%	0.00%	0.00%



## Personal Loans - La Hipotecaria Panama Migration Analysis (2003 Vintage)

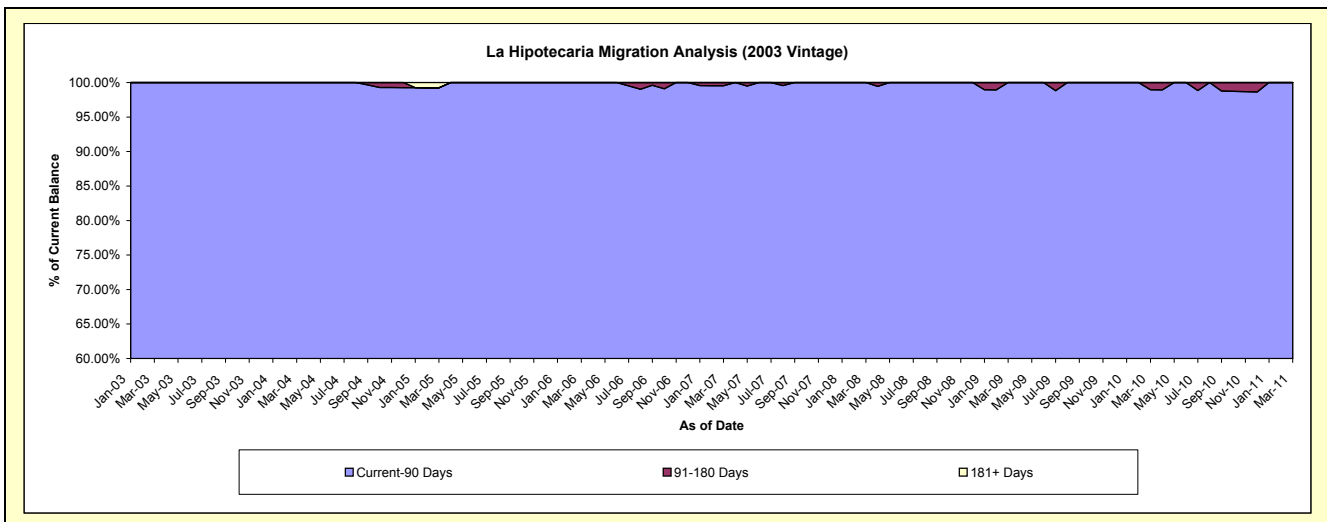
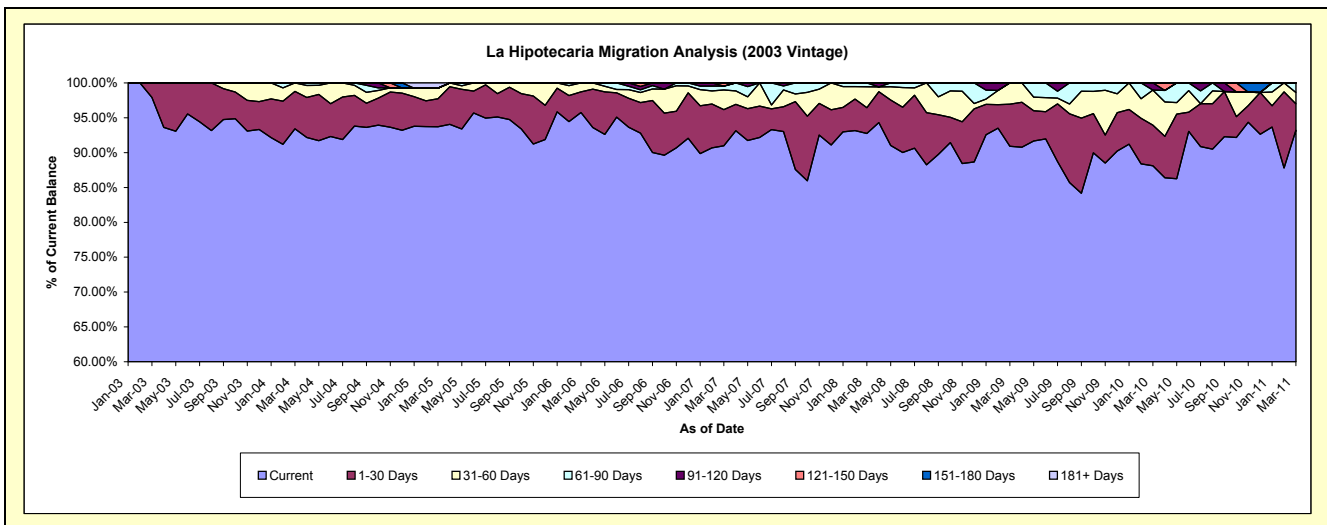
### Delinquency Status (\$ of Current Balance)

Data Cutoff: 3/31/2011

Current Portfolio Balance	-	37,524.19	149,813.89	128,990.60	101,928.07	76,233.00	51,445.61	35,829.53	23,322.68	13,719.56
		Mar-03	Mar-04	Mar-05	Mar-06	Mar-07	Mar-08	Mar-09	Mar-10	Mar-11
Current		36,742.21	139,951.43	120,879.56	97,594.65	69,353.47	47,710.77	32,576.51	20,549.05	12,786.52
1-30 Days		781.98	8,046.04	5,187.49	3,026.36	3,960.40	1,909.52	2,158.60	1,363.20	521.25
31-60 Days		-	1,816.42	1,938.56	1,307.06	2,154.17	1,540.91	1,094.42	1,167.43	223.91
61-90 Days		-	-	-	-	409.26	284.41	-	-	187.88
91-120 Days		-	-	-	-	-	-	-	243.00	-
121-150 Days		-	-	-	-	355.70	-	-	-	-
151-180 Days		-	-	-	-	-	-	-	-	-
181+ Days		-	-	984.99	-	-	-	-	-	-

### Delinquency Status (% of Current Balance)

Current Portfolio Balance	-	37,524.19	149,813.89	128,990.60	101,928.07	76,233.00	51,445.61	35,829.53	23,322.68	13,719.56
		Mar-03	Mar-04	Mar-05	Mar-06	Mar-07	Mar-08	Mar-09	Mar-10	Mar-11
Current		97.92%	93.42%	93.71%	95.75%	90.98%	92.74%	90.92%	88.11%	93.20%
1-30 Days		2.08%	5.37%	4.02%	2.97%	5.20%	3.71%	6.02%	5.84%	3.80%
31-60 Days		0.00%	1.21%	1.50%	1.28%	2.83%	3.00%	3.05%	5.01%	1.63%
61-90 Days		0.00%	0.00%	0.00%	0.00%	0.54%	0.55%	0.00%	0.00%	1.37%
91-120 Days		0.00%	0.00%	0.00%	0.00%	0.00%	0.00%	0.00%	1.04%	0.00%
121-150 Days		0.00%	0.00%	0.00%	0.00%	0.47%	0.00%	0.00%	0.00%	0.00%
151-180 Days		0.00%	0.00%	0.00%	0.00%	0.00%	0.00%	0.00%	0.00%	0.00%
181+ Days		0.00%	0.00%	0.76%	0.00%	0.00%	0.00%	0.00%	0.00%	0.00%
Current - 90 Days		100.00%	100.00%	99.24%	100.00%	99.53%	100.00%	100.00%	98.96%	100.00%
91-180 Days		0.00%	0.00%	0.00%	0.00%	0.47%	0.00%	0.00%	1.04%	0.00%



# Personal Loans - La Hipotecaria Panama Migration Analysis (2004 Vintage)

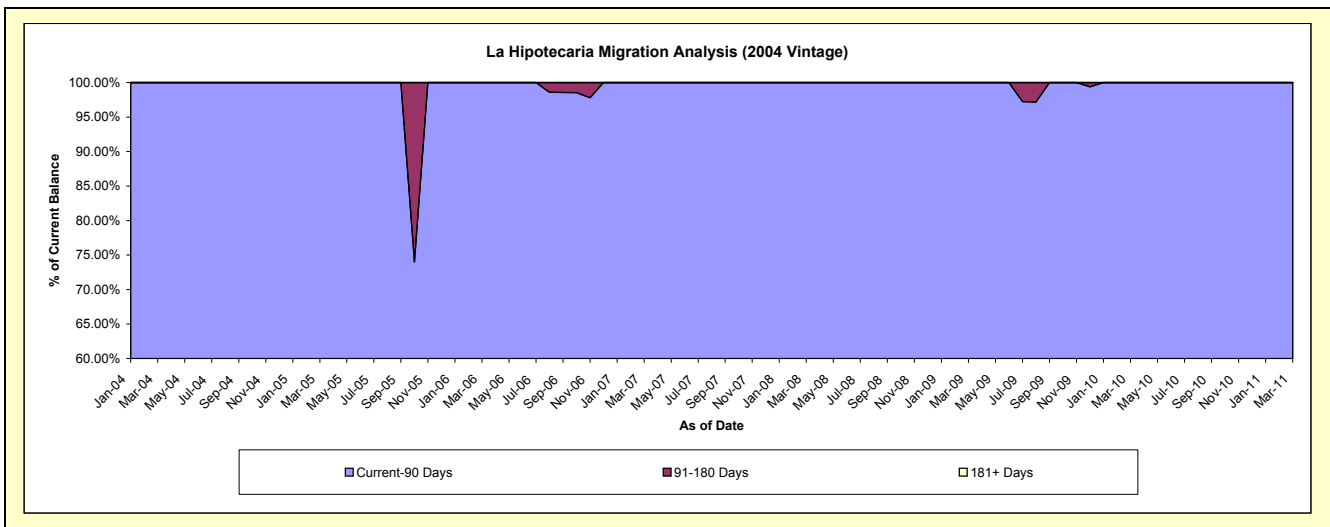
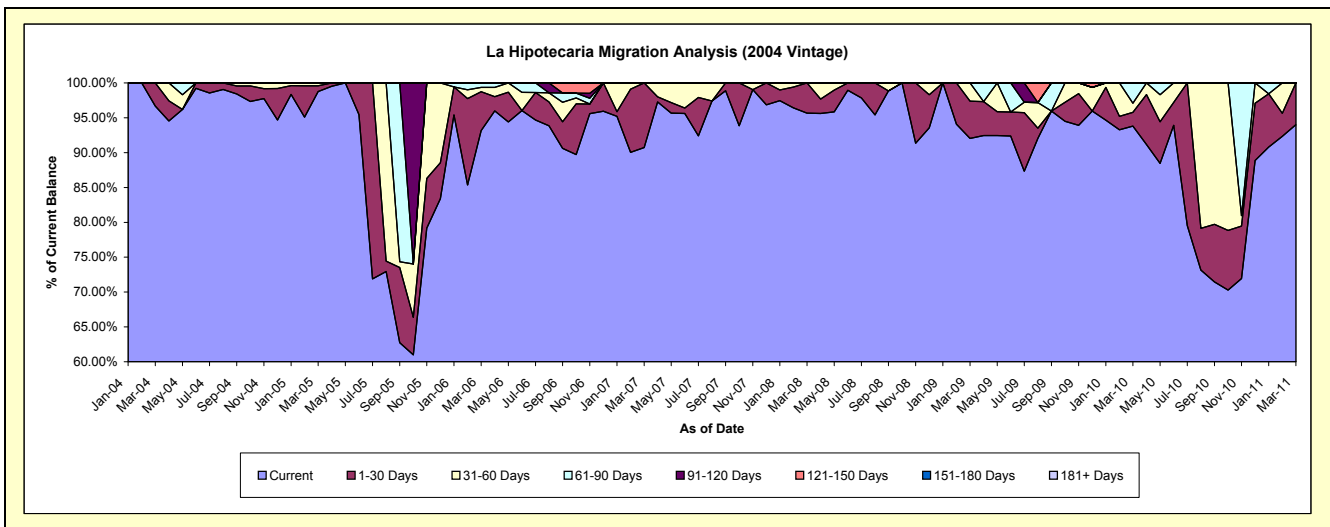
## Delinquency Status (\$ of Current Balance)

Data Cutoff: 3/31/2011

Current Portfolio Balance	-	-	34,948.66	107,777.06	64,794.46	51,200.69	32,715.79	25,224.52	19,522.73	14,474.55
	Mar-04	Mar-05	Mar-06	Mar-07	Mar-08	Mar-09	Mar-10	Mar-11		
Current	33,788.84	106,430.86	60,362.22	46,455.50	31,299.51	23,215.82	18,312.42	13,607.45		
1-30 Days	1,159.82	891.09	3,621.30	4,745.19	1,416.28	1,347.82	386.41	867.10		
31-60 Days	-	455.11	389.43	-	-	660.88	252.73	-		
61-90 Days	-	-	421.51	-	-	-	571.17	-		
91-120 Days	-	-	-	-	-	-	-	-		
121-150 Days	-	-	-	-	-	-	-	-		
151-180 Days	-	-	-	-	-	-	-	-		
181+ Days	-	-	-	-	-	-	-	-		

## Delinquency Status (% of Current Balance)

Current Portfolio Balance	-	-	34,948.66	107,777.06	64,794.46	51,200.69	32,715.79	25,224.52	19,522.73	14,474.55
	Mar-04	Mar-05	Mar-06	Mar-07	Mar-08	Mar-09	Mar-10	Mar-11		
Current	96.68%	98.75%	93.16%	90.73%	95.67%	92.04%	93.80%	94.01%		
1-30 Days	3.32%	0.83%	5.59%	9.27%	4.33%	5.34%	1.98%	5.99%		
31-60 Days	0.00%	0.42%	0.60%	0.00%	0.00%	2.62%	1.29%	0.00%		
61-90 Days	0.00%	0.00%	0.65%	0.00%	0.00%	0.00%	2.93%	0.00%		
91-120 Days	0.00%	0.00%	0.00%	0.00%	0.00%	0.00%	0.00%	0.00%		
121-150 Days	0.00%	0.00%	0.00%	0.00%	0.00%	0.00%	0.00%	0.00%		
151-180 Days	0.00%	0.00%	0.00%	0.00%	0.00%	0.00%	0.00%	0.00%		
181+ Days	0.00%	0.00%	0.00%	0.00%	0.00%	0.00%	0.00%	0.00%		
Current - 90 Days	100.00%	100.00%	100.00%	100.00%	100.00%	100.00%	100.00%	100.00%		
91-180 Days	0.00%	0.00%	0.00%	0.00%	0.00%	0.00%	0.00%	0.00%		



# Personal Loans - La Hipotecaria Panama Migration Analysis (2005 Vintage)

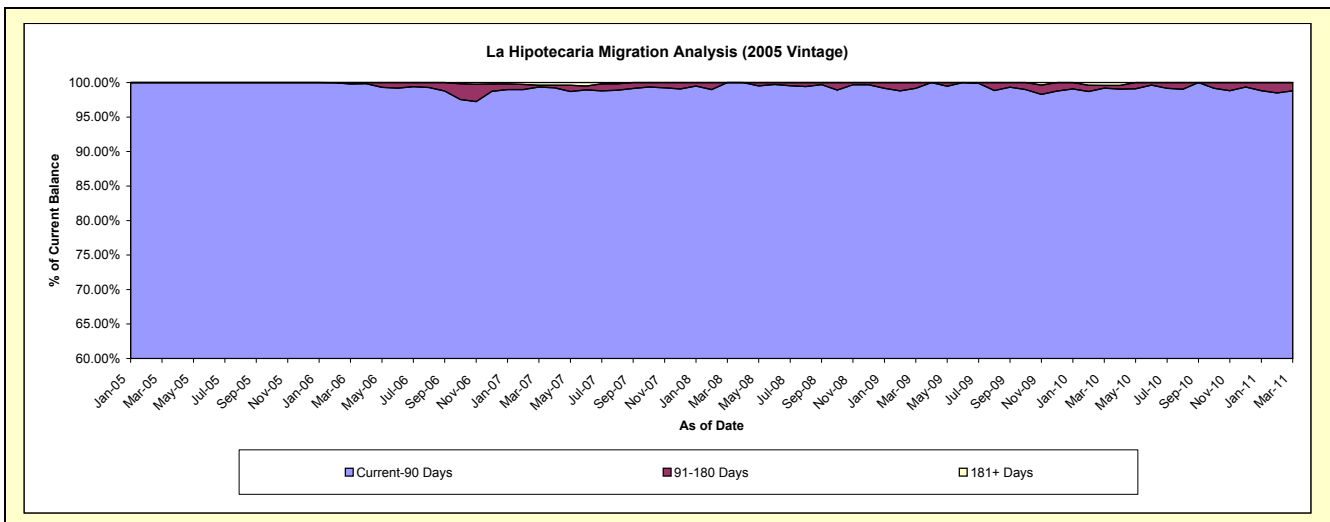
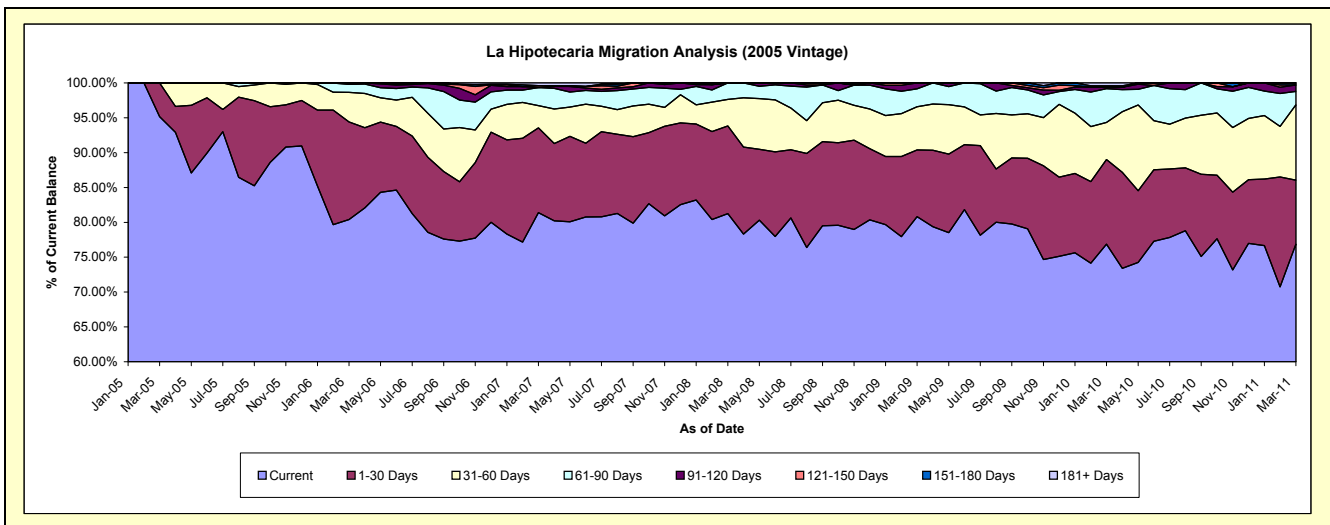
## Delinquency Status (\$ of Current Balance)

Data Cutoff: 3/31/2011

Current Portfolio Balance	-	-	-	103,293.54	2,571,915.46	2,143,301.59	1,730,979.67	1,344,402.67	1,093,351.44	865,608.64
	Mar-05	Mar-06	Mar-07	Mar-08	Mar-09	Mar-10	Mar-11			
Current	98,293.54	2,067,669.01	1,744,625.64	1,406,269.15	1,086,439.01	840,428.79	665,379.77			
1-30 Days	5,000.00	360,422.07	260,369.74	217,674.55	128,774.71	132,794.42	79,382.81			
31-60 Days	-	109,289.69	68,311.16	66,067.26	83,078.28	58,056.49	93,596.90			
61-90 Days	-	29,334.69	55,866.75	40,968.71	34,735.46	53,093.31	16,745.30			
91-120 Days	-	4,500.00	-	-	11,375.21	2,335.25	7,919.26			
121-150 Days	-	700.00	5,888.33	-	-	-	-			
151-180 Days	-	-	-	-	-	2,143.54	2,584.60			
181+ Days	-	-	8,239.97	-	-	4,499.64	-			

## Delinquency Status (% of Current Balance)

Current Portfolio Balance	-	-	-	103,293.54	2,571,915.46	2,143,301.59	1,730,979.67	1,344,402.67	1,093,351.44	865,608.64
	Mar-05	Mar-06	Mar-07	Mar-08	Mar-09	Mar-10	Mar-11			
Current	95.16%	80.39%	81.40%	81.24%	80.81%	76.87%	76.87%			
1-30 Days	4.84%	14.01%	12.15%	12.58%	9.58%	12.15%	9.17%			
31-60 Days	0.00%	4.25%	3.19%	3.82%	6.18%	5.31%	10.81%			
61-90 Days	0.00%	1.14%	2.61%	2.37%	2.58%	4.86%	1.93%			
91-120 Days	0.00%	0.17%	0.00%	0.00%	0.85%	0.21%	0.91%			
121-150 Days	0.00%	0.03%	0.27%	0.00%	0.00%	0.00%	0.00%			
151-180 Days	0.00%	0.00%	0.00%	0.00%	0.00%	0.20%	0.30%			
181+ Days	0.00%	0.00%	0.38%	0.00%	0.00%	0.41%	0.00%			
Current - 90 Days	100.00%	99.80%	99.34%	100.00%	99.15%	99.18%	98.79%			
91-180 Days	0.00%	0.20%	0.27%	0.00%	0.85%	0.41%	1.21%			



# Personal Loans - La Hipotecaria Panama Migration Analysis (2006 Vintage)

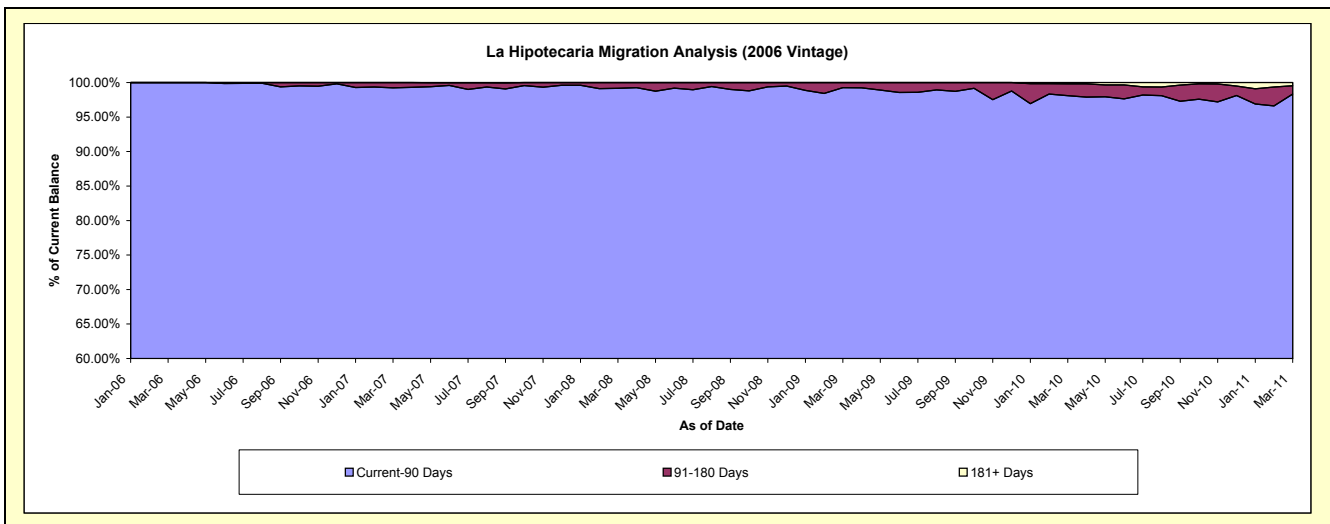
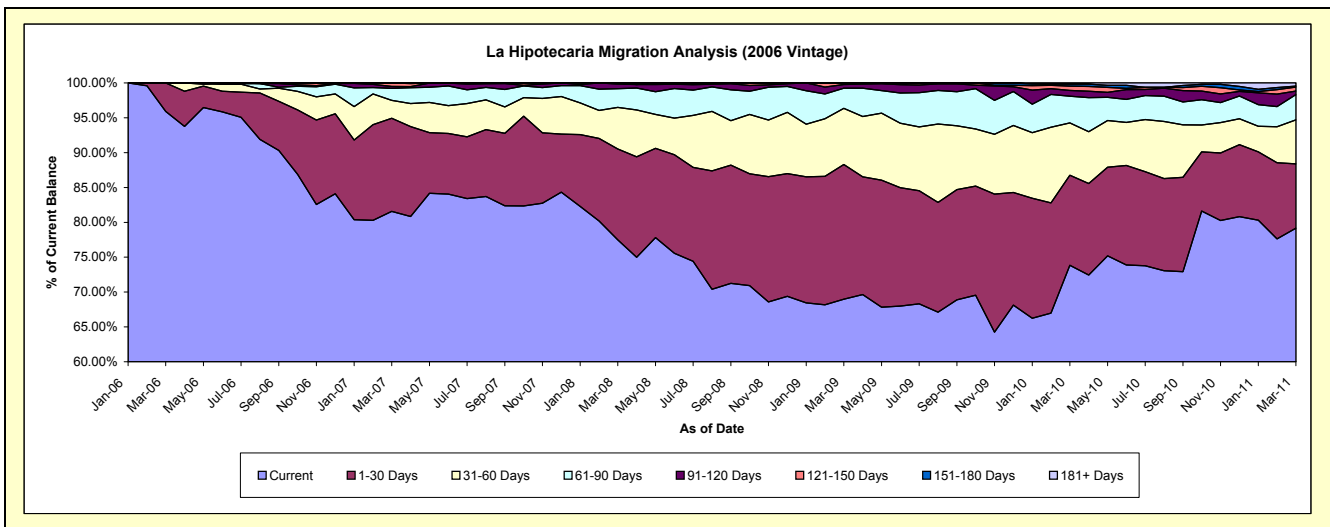
## Delinquency Status (\$ of Current Balance)

Data Cutoff: 3/31/2011

Current Portfolio Balance	-	-	-	-	1,691,351.85	7,189,891.66	5,739,574.97	4,720,359.42	4,087,347.55	3,380,046.25
					Mar-06	Mar-07	Mar-08	Mar-09	Mar-10	Mar-11
Current					1,622,211.85	5,865,724.38	4,447,537.39	3,255,567.58	3,018,045.34	2,676,032.23
1-30 Days					69,140.00	958,694.48	748,229.15	912,272.50	528,254.33	311,576.84
31-60 Days					-	185,569.60	342,746.50	380,488.33	306,235.16	213,367.01
61-90 Days					-	124,401.09	153,132.06	136,620.28	157,222.36	122,454.31
91-120 Days					-	19,960.11	39,333.89	24,610.83	33,684.52	17,407.28
121-150 Days					-	35,542.00	8,595.98	6,048.60	24,756.80	18,777.82
151-180 Days					-	-	-	4,751.30	11,929.36	4,917.48
181+ Days					-	-	-	-	7,219.68	15,513.28

## Delinquency Status (% of Current Balance)

Current Portfolio Balance	-	-	-	-	1,691,351.85	7,189,891.66	5,739,574.97	4,720,359.42	4,087,347.55	3,380,046.25
					Mar-06	Mar-07	Mar-08	Mar-09	Mar-10	Mar-11
Current					95.91%	81.58%	77.49%	68.97%	73.84%	79.17%
1-30 Days					4.09%	13.33%	13.04%	19.33%	12.92%	9.22%
31-60 Days					0.00%	2.58%	5.97%	8.06%	7.49%	6.31%
61-90 Days					0.00%	1.73%	2.67%	2.89%	3.85%	3.62%
91-120 Days					0.00%	0.28%	0.69%	0.52%	0.82%	0.52%
121-150 Days					0.00%	0.49%	0.15%	0.13%	0.61%	0.56%
151-180 Days					0.00%	0.00%	0.00%	0.10%	0.29%	0.15%
181+ Days					0.00%	0.00%	0.00%	0.00%	0.18%	0.46%
Current - 90 Days					100.00%	99.23%	99.16%	99.25%	98.10%	98.32%
91-180 Days					0.00%	0.77%	0.84%	0.75%	1.72%	1.22%



## Personal Loans - La Hipotecaria Panama Migration Analysis (2007 Vintage)

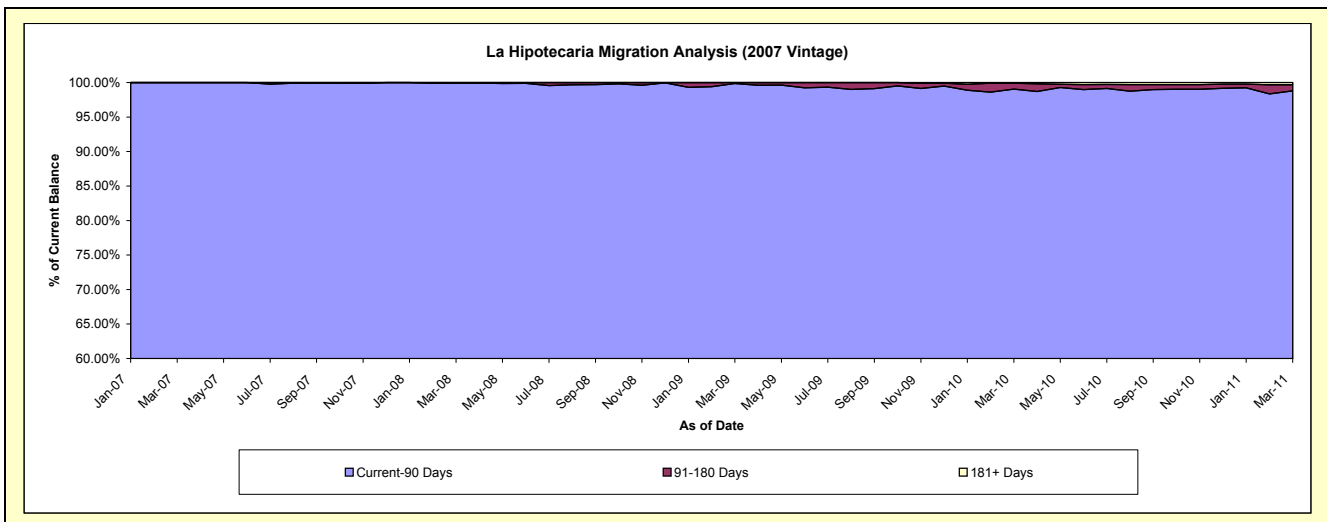
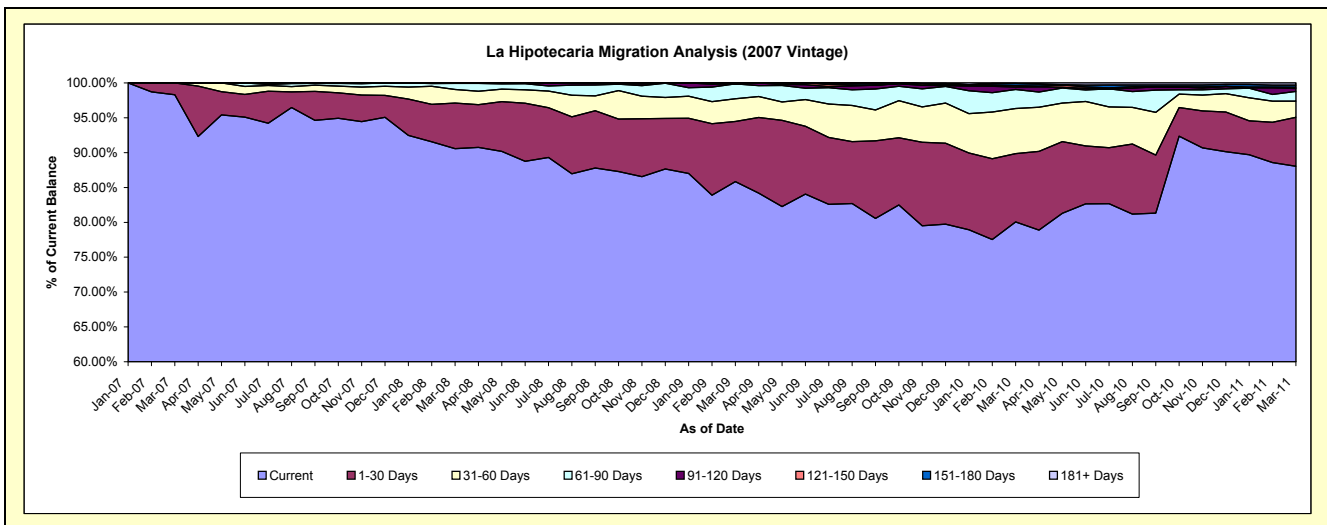
### Delinquency Status (\$ of Current Balance)

Data Cutoff: 3/31/2011

Current Portfolio Balance	-	-	-	-	-	2,270,643.64	9,200,233.42	7,934,709.72	7,155,942.92	6,098,497.95
						Mar-07	Mar-08	Mar-09	Mar-10	Mar-11
Current						2,232,049.23	8,332,104.70	6,811,791.92	5,729,123.83	5,369,407.55
1-30 Days						38,594.41	601,490.50	684,128.08	700,812.19	428,289.53
31-60 Days						-	180,407.97	259,251.07	463,886.99	141,448.46
61-90 Days						-	79,527.36	168,265.92	194,589.26	85,213.73
91-120 Days						-	4,432.59	-	25,558.70	24,963.13
121-150 Days						-	2,270.30	-	13,699.85	12,014.61
151-180 Days						-	-	11,272.73	21,134.79	17,493.96
181+ Days						-	-	-	7,137.31	19,666.98

### Delinquency Status (% of Current Balance)

Current Portfolio Balance	-	-	-	-	-	2,270,643.64	9,200,233.42	7,934,709.72	7,155,942.92	6,098,497.95
						Mar-07	Mar-08	Mar-09	Mar-10	Mar-11
Current						98.30%	90.56%	85.85%	80.06%	88.04%
1-30 Days						1.70%	6.54%	8.62%	9.79%	7.02%
31-60 Days						0.00%	1.96%	3.27%	6.48%	2.32%
61-90 Days						0.00%	0.86%	2.12%	2.72%	1.40%
91-120 Days						0.00%	0.05%	0.00%	0.36%	0.41%
121-150 Days						0.00%	0.02%	0.00%	0.19%	0.20%
151-180 Days						0.00%	0.00%	0.14%	0.30%	0.29%
181+ Days						0.00%	0.00%	0.00%	0.10%	0.32%
Current - 90 Days						100.00%	99.93%	99.86%	99.06%	98.78%
91-180 Days						0.00%	0.07%	0.14%	0.84%	0.89%





## Personal Loans - La Hipotecaria Panama Migration Analysis (2008 Vintage)

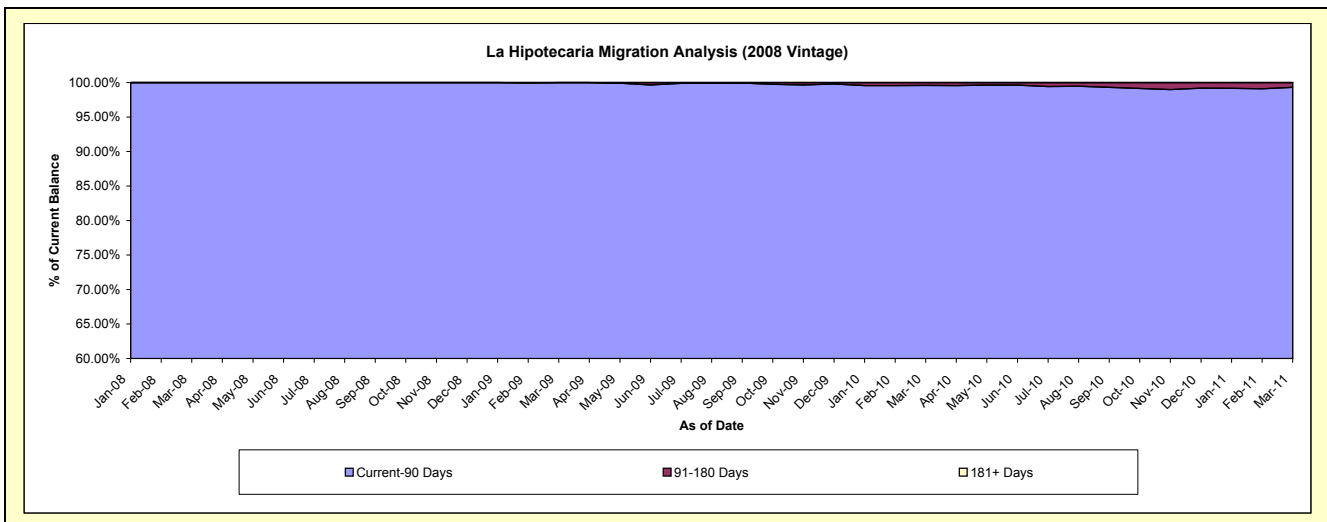
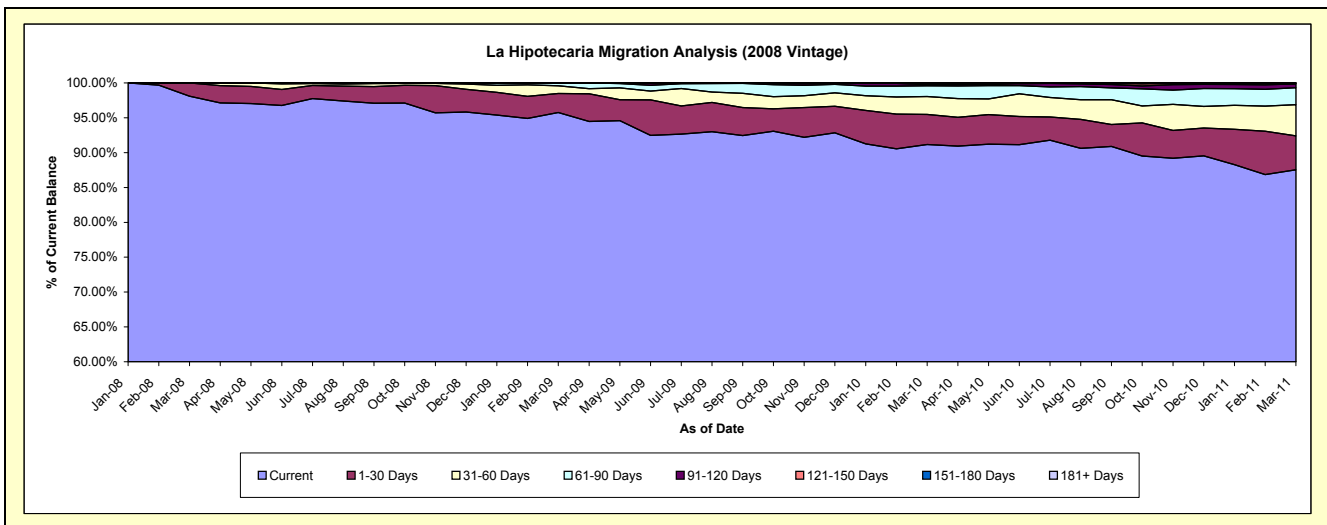
### Delinquency Status (\$ of Current Balance)

Data Cutoff: 3/31/2011

Current Portfolio Balance	-	-	-	-	-	-	-	3,373,477.06	11,172,528.89	10,338,921.59	9,269,013.42
								Mar-08	Mar-09	Mar-10	Mar-11
Current								3,309,360.72	10,699,342.34	9,426,070.41	8,114,574.32
1-30 Days								64,116.34	304,462.12	446,443.66	449,585.59
31-60 Days								-	123,230.35	264,736.18	414,628.42
61-90 Days								-	45,494.08	158,871.23	226,509.84
91-120 Days								-	-	16,532.77	51,270.38
121-150 Days								-	-	26,267.34	4,966.72
151-180 Days								-	-	-	7,478.15
181+ Days								-	-	-	-

### Delinquency Status (% of Current Balance)

Current Portfolio Balance	-	-	-	-	-	-	-	3,373,477.06	11,172,528.89	10,338,921.59	9,269,013.42
								Mar-08	Mar-09	Mar-10	Mar-11
Current								98.10%	95.76%	91.17%	87.55%
1-30 Days								1.90%	2.73%	4.32%	4.85%
31-60 Days								0.00%	1.10%	2.56%	4.47%
61-90 Days								0.00%	0.41%	1.54%	2.44%
91-120 Days								0.00%	0.00%	0.16%	0.55%
121-150 Days								0.00%	0.00%	0.25%	0.05%
151-180 Days								0.00%	0.00%	0.00%	0.08%
181+ Days								0.00%	0.00%	0.00%	0.00%
Current - 90 Days								100.00%	100.00%	99.59%	99.31%
91-180 Days								0.00%	0.00%	0.41%	0.69%



## Personal Loans - La Hipotecaria Panama Migration Analysis (2009 Vintage)

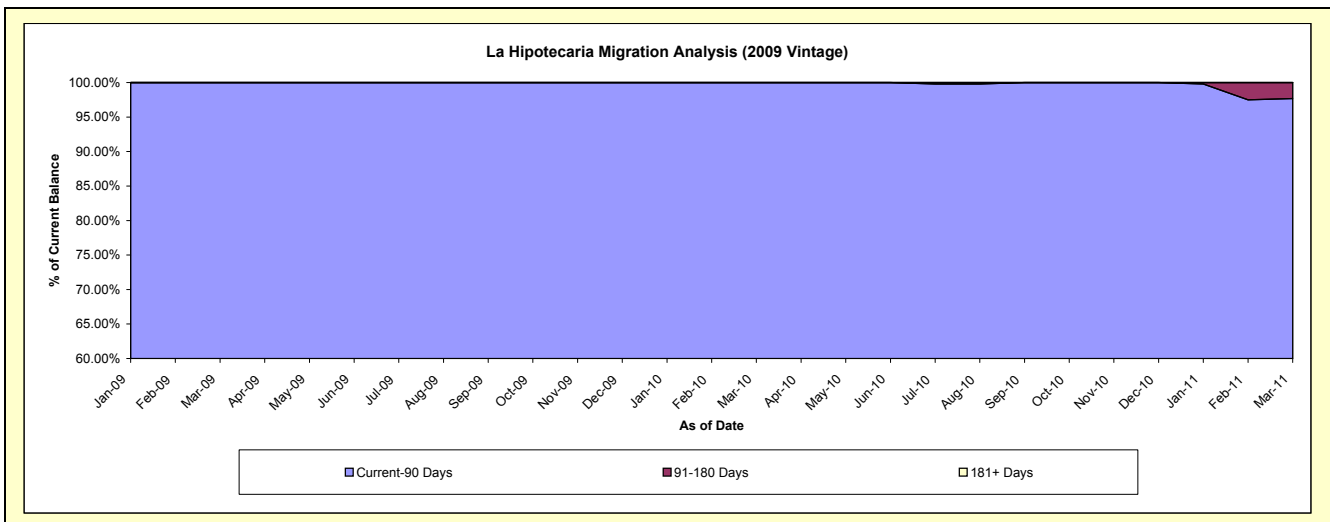
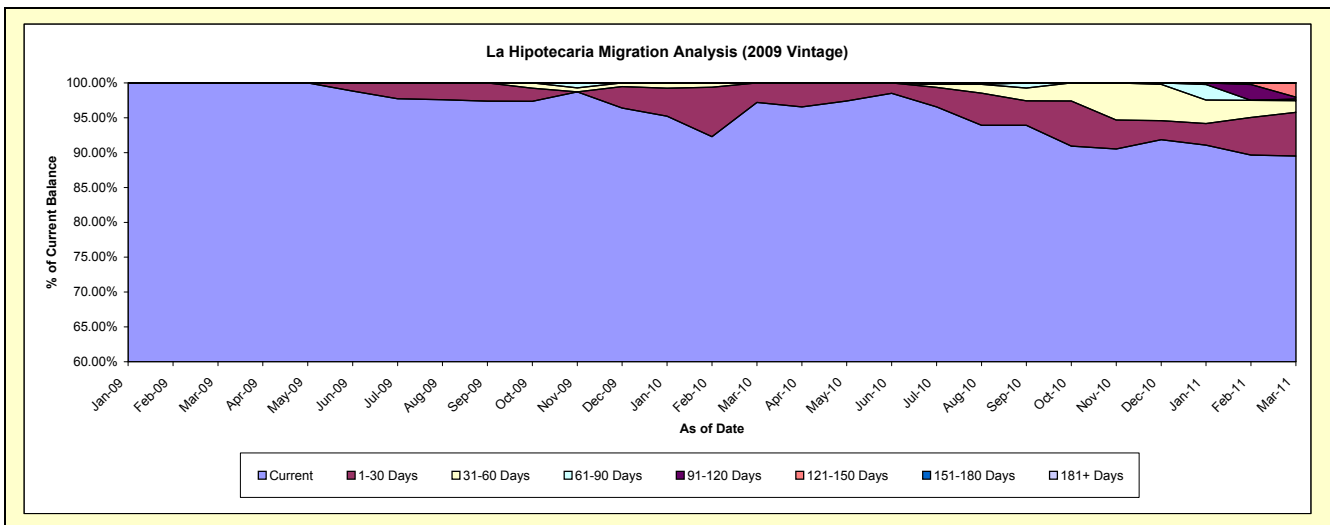
### Delinquency Status (\$ of Current Balance)

Data Cutoff: 3/31/2011

Current Portfolio Balance	-	-	-	-	-	-	-	-	-	274,019.52	783,047.39	658,791.45
										Mar-09	Mar-10	Mar-11
Current										274,019.52	761,190.58	589,766.38
1-30 Days										-	21,856.81	41,279.95
31-60 Days										-	-	10,942.69
61-90 Days										-	-	1,500.66
91-120 Days										-	-	1,908.18
121-150 Days										-	-	13,393.59
151-180 Days										-	-	-
181+ Days										-	-	-

### Delinquency Status (% of Current Balance)

Current Portfolio Balance	-	-	-	-	-	-	-	-	-	274,019.52	783,047.39	658,791.45
										Mar-09	Mar-10	Mar-11
Current										100.00%	97.21%	89.52%
1-30 Days										0.00%	2.79%	6.27%
31-60 Days										0.00%	0.00%	1.66%
61-90 Days										0.00%	0.00%	0.23%
91-120 Days										0.00%	0.00%	0.29%
121-150 Days										0.00%	0.00%	2.03%
151-180 Days										0.00%	0.00%	0.00%
181+ Days										0.00%	0.00%	0.00%
Current - 90 Days										100.00%	100.00%	97.68%
91-180 Days										0.00%	0.00%	2.32%



## Personal Loans - La Hipotecaria Panama Migration Analysis (2010 Vintage)

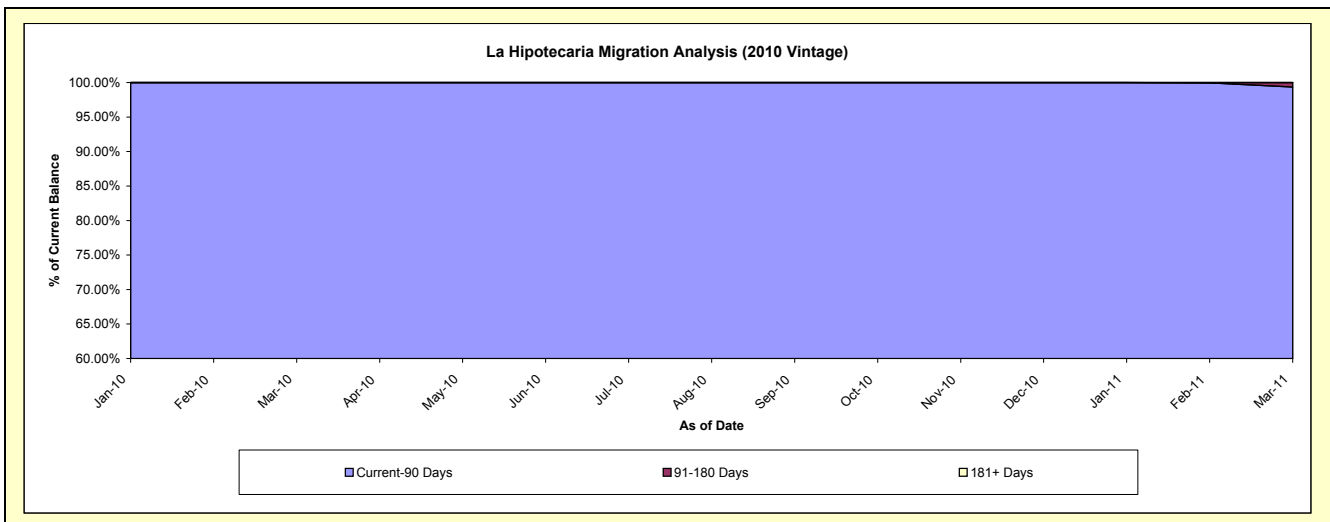
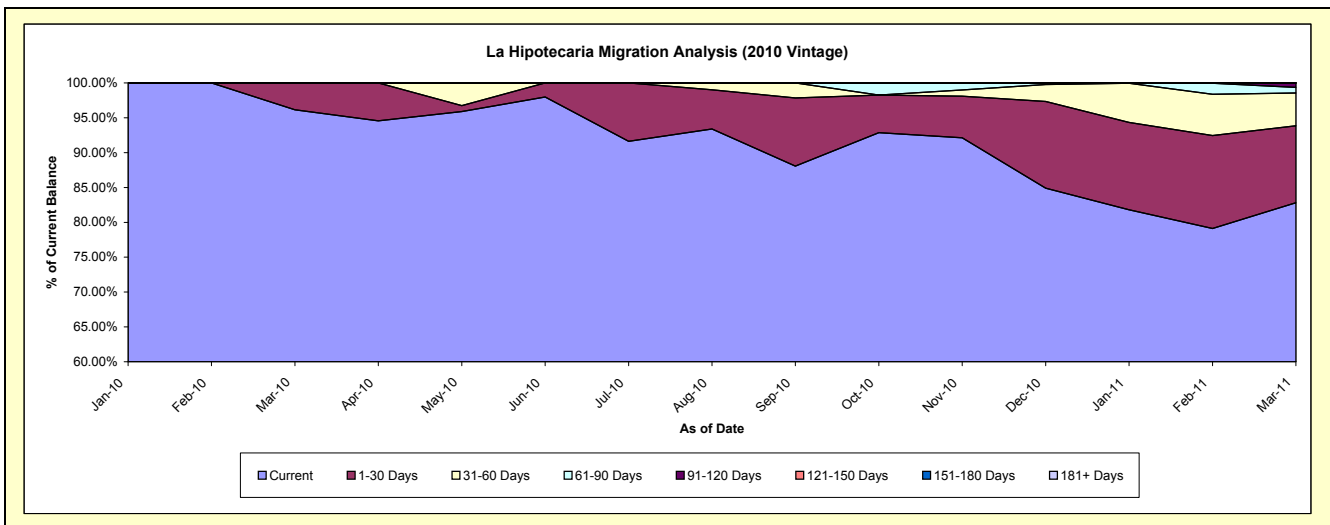
### Delinquency Status (\$ of Current Balance)

Data Cutoff: 3/31/2011

Current Portfolio Balance										181,026.25	1,231,634.09
										Mar-10	Mar-11
Current										174,026.25	1,020,010.60
1-30 Days										7,000.00	135,867.46
31-60 Days										-	57,886.17
61-90 Days										-	9,869.86
91-120 Days										-	8,000.00
121-150 Days										-	-
151-180 Days										-	-
181+ Days										-	-

### Delinquency Status (% of Current Balance)

Current Portfolio Balance										181,026.25	1,231,634.09
										Mar-10	Mar-11
Current										96.13%	82.82%
1-30 Days										3.87%	11.03%
31-60 Days										0.00%	4.70%
61-90 Days										0.00%	0.80%
91-120 Days										0.00%	0.65%
121-150 Days										0.00%	0.00%
151-180 Days										0.00%	0.00%
181+ Days										0.00%	0.00%
Current - 90 Days										100.00%	99.35%
91-180 Days										0.00%	0.65%



**Personal Loans - La Hipotecaria Panama Migration Analysis (2011 Vintage)**

**Delinquency Status (\$ of Current Balance)**

Data Cutoff: 3/31/2011

Current Portfolio Balance										619,243.61
										<b>Mar-11</b>
Current										607,643.61
1-30 Days										11,600.00
31-60 Days										-
61-90 Days										-
91-120 Days										-
121-150 Days										-
151-180 Days										-
181+ Days										-

**Delinquency Status (% of Current Balance)**

Current Portfolio Balance										619,243.61
										<b>Mar-11</b>
Current										98.13%
1-30 Days										1.87%
31-60 Days										0.00%
61-90 Days										0.00%
91-120 Days										0.00%
121-150 Days										0.00%
151-180 Days										0.00%
181+ Days										0.00%
Current - 90 Days										100.00%
91-180 Days										0.00%

