

Migration Analysis for La Hipotecaria S.A Panama

Personal Loans September 2011

An analysis of historical loan payment data was used to compile a migration analysis of delinquency by annual vintage. Delinquencies for each vintage were grouped into the following buckets; Current, 1-30, 31-60, 61-90, 91-120, 121-150, 151-180, and 180+. Results are provided in graphical and tabular form. The cutoff date is 9/30/2011.

Personal Loans - La Hipotecaria Panama Migration Analysis (All Vintages)

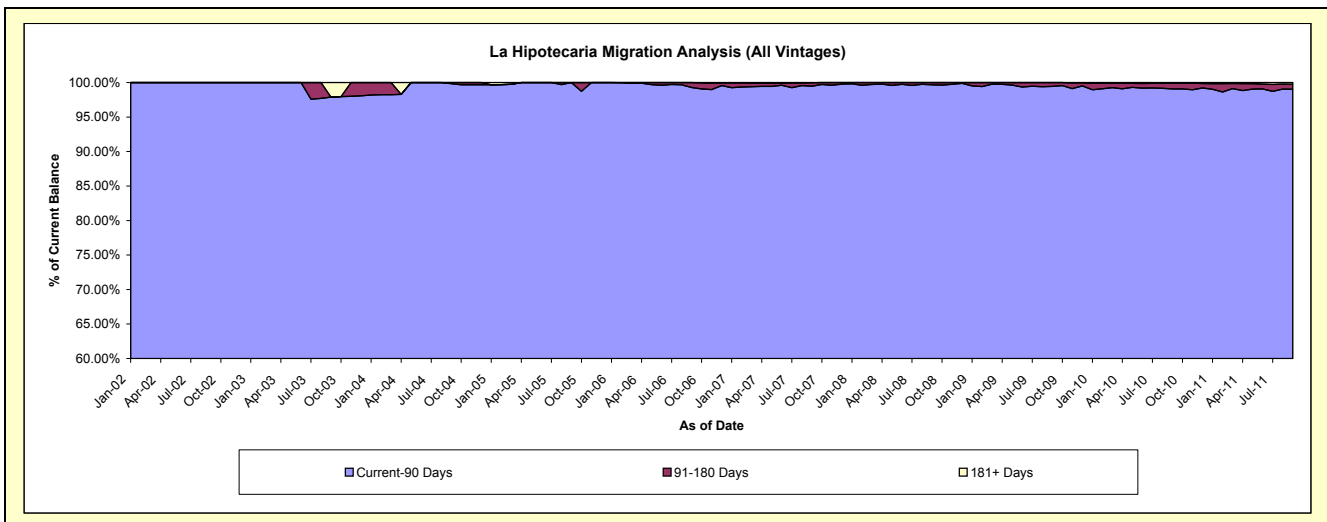
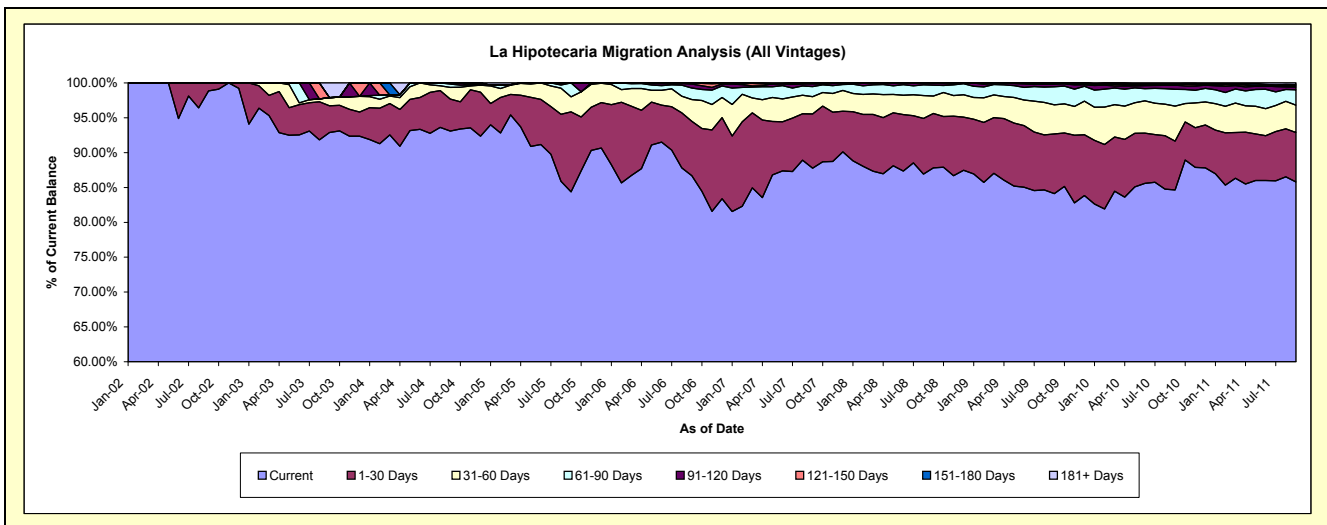
Delinquency Status (\$ of Current Balance)

Data Cutoff: 9/30/2011

Current Portfolio Balance	54,593.82	210,756.20	298,276.70	1,555,106.27	8,104,045.11	15,662,928.55	25,211,285.15	24,636,973.65	22,767,734.20	21,651,334.25
	Sep-02	Sep-03	Sep-04	Sep-05	Sep-06	Sep-07	Sep-08	Sep-09	Sep-10	Sep-11
Current	53,962.17	195,776.97	277,673.69	1,312,131.08	7,024,746.44	13,748,087.15	22,141,077.54	20,722,271.93	19,271,175.16	18,576,563.53
1-30 Days	631.65	8,058.14	13,719.75	178,332.22	632,675.33	1,218,080.24	1,963,409.45	2,108,566.34	1,592,364.79	1,534,502.55
31-60 Days	-	2,463.58	4,980.67	33,672.39	253,921.44	388,507.91	634,177.82	1,029,859.14	1,145,844.94	850,613.88
61-90 Days	-	-	1,417.17	30,970.58	134,054.49	225,547.12	392,736.96	640,906.54	547,300.05	478,077.27
91-120 Days	-	-	485.42	-	45,201.02	60,285.85	69,633.68	95,453.15	140,107.05	80,073.14
121-150 Days	-	-	-	-	8,946.39	19,796.33	10,249.70	15,008.35	18,581.05	43,696.33
151-180 Days	-	-	-	-	4,500.00	-	-	24,908.20	24,372.11	30,790.76
181+ Days	-	4,457.51	-	-	-	2,623.95	-	-	27,989.05	57,016.79

Delinquency Status (% of Current Balance)

Current Portfolio Balance	54,593.82	210,756.20	298,276.70	1,555,106.27	8,104,045.11	15,662,928.55	25,211,285.15	24,636,973.65	22,767,734.20	21,651,334.25
	Sep-02	Sep-03	Sep-04	Sep-05	Sep-06	Sep-07	Sep-08	Sep-09	Sep-10	Sep-11
Current	98.84%	92.89%	93.09%	84.38%	86.68%	87.77%	87.82%	84.11%	84.64%	85.80%
1-30 Days	1.16%	3.82%	4.60%	11.47%	7.81%	7.78%	7.79%	8.56%	6.99%	7.09%
31-60 Days	0.00%	1.17%	1.67%	2.17%	3.13%	2.48%	2.52%	4.18%	5.03%	3.93%
61-90 Days	0.00%	0.00%	0.48%	1.99%	1.65%	1.44%	1.56%	2.60%	2.40%	2.21%
91-120 Days	0.00%	0.00%	0.16%	0.00%	0.56%	0.38%	0.28%	0.39%	0.62%	0.37%
121-150 Days	0.00%	0.00%	0.00%	0.00%	0.11%	0.13%	0.04%	0.06%	0.08%	0.20%
151-180 Days	0.00%	0.00%	0.00%	0.00%	0.06%	0.00%	0.00%	0.10%	0.11%	0.14%
181+ Days	0.00%	2.12%	0.00%	0.00%	0.00%	0.02%	0.00%	0.00%	0.12%	0.26%
Current - 90 Days	100.00%	97.88%	99.84%	100.00%	99.28%	99.47%	99.68%	99.45%	99.07%	99.02%
91-180 Days	0.00%	0.00%	0.16%	0.00%	0.72%	0.51%	0.32%	0.55%	0.80%	0.71%



Personal Loans - La Hipotecaria Panama Migration Analysis (2002 Vintage)

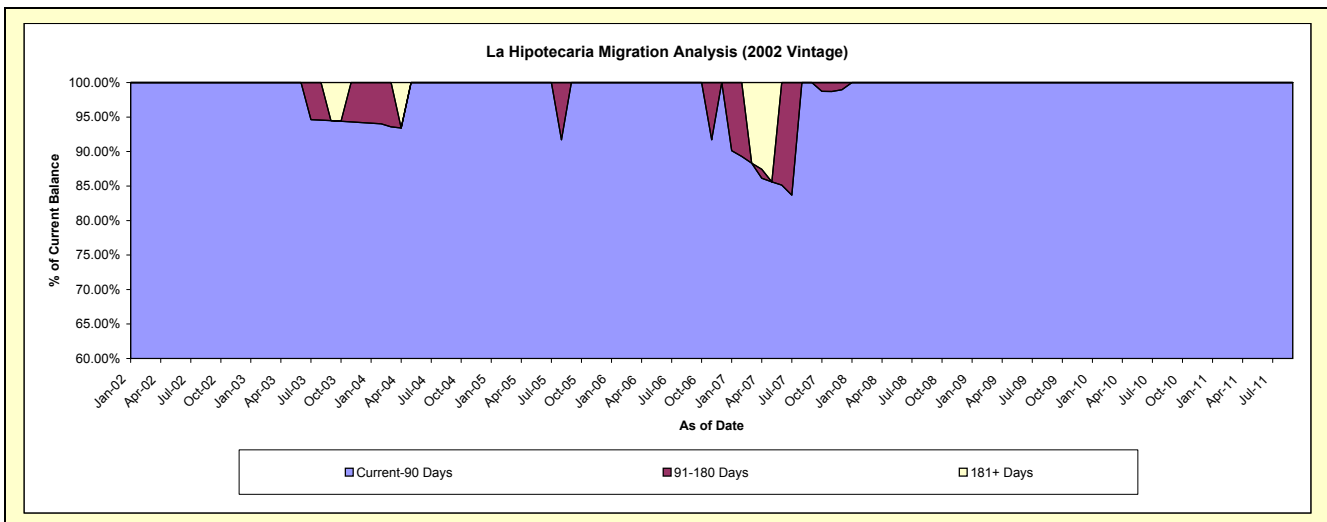
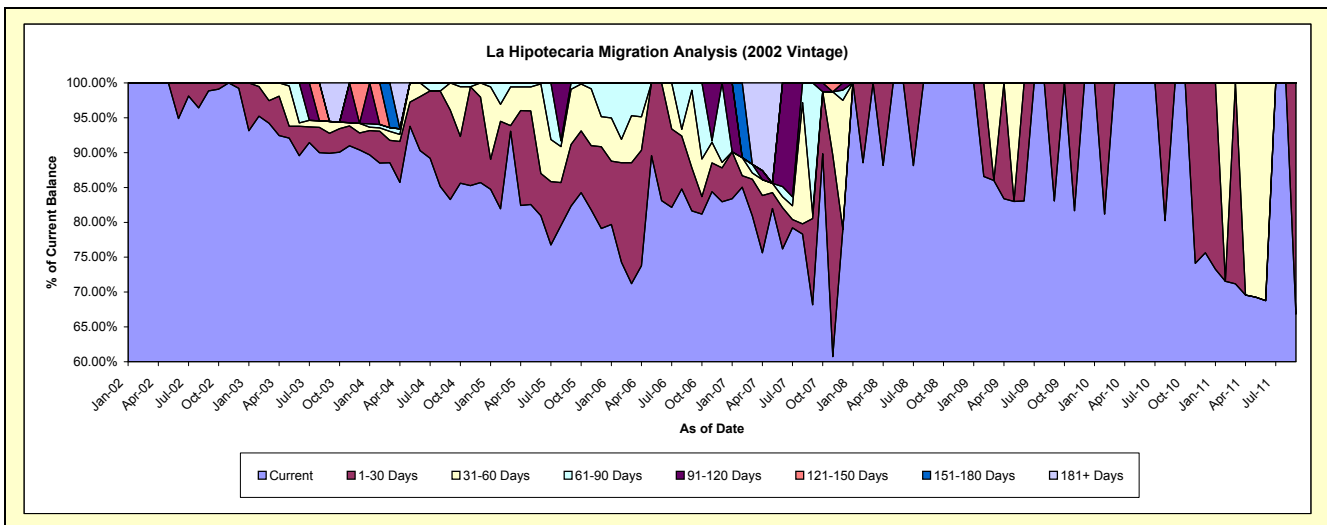
Delinquency Status (\$ of Current Balance)

Data Cutoff: 9/30/2011

Current Portfolio Balance	54,593.82	80,727.35	60,783.51	38,023.78	16,263.81	5,866.15	2,722.79	1,758.62	1,098.26	478.52
	Sep-02	Sep-03	Sep-04	Sep-05	Sep-06	Sep-07	Sep-08	Sep-09	Sep-10	Sep-11
Current	53,962.17	72,567.33	50,615.19	31,302.39	13,276.89	3,998.96	2,722.79	1,460.85	1,098.26	319.70
1-30 Days	631.65	2,323.29	7,801.07	3,363.10	1,007.40	725.73	-	297.77	-	158.82
31-60 Days	-	1,379.22	2,367.25	3,012.77	1,808.60	40.52	-	-	-	-
61-90 Days	-	-	-	345.52	170.92	1,100.94	-	-	-	-
91-120 Days	-	-	-	-	-	-	-	-	-	-
121-150 Days	-	-	-	-	-	-	-	-	-	-
151-180 Days	-	-	-	-	-	-	-	-	-	-
181+ Days	-	4,457.51	-	-	-	-	-	-	-	-

Delinquency Status (% of Current Balance)

Current Portfolio Balance	54,593.82	80,727.35	60,783.51	38,023.78	16,263.81	5,866.15	2,722.79	1,758.62	1,098.26	478.52
	Sep-02	Sep-03	Sep-04	Sep-05	Sep-06	Sep-07	Sep-08	Sep-09	Sep-10	Sep-11
Current	98.84%	89.89%	83.27%	82.32%	81.63%	68.17%	100.00%	83.07%	100.00%	66.81%
1-30 Days	1.16%	2.88%	12.83%	8.84%	6.19%	12.37%	0.00%	16.93%	0.00%	33.19%
31-60 Days	0.00%	1.71%	3.89%	7.92%	11.12%	0.69%	0.00%	0.00%	0.00%	0.00%
61-90 Days	0.00%	0.00%	0.00%	0.91%	1.05%	18.77%	0.00%	0.00%	0.00%	0.00%
91-120 Days	0.00%	0.00%	0.00%	0.00%	0.00%	0.00%	0.00%	0.00%	0.00%	0.00%
121-150 Days	0.00%	0.00%	0.00%	0.00%	0.00%	0.00%	0.00%	0.00%	0.00%	0.00%
151-180 Days	0.00%	0.00%	0.00%	0.00%	0.00%	0.00%	0.00%	0.00%	0.00%	0.00%
181+ Days	0.00%	5.52%	0.00%	0.00%	0.00%	0.00%	0.00%	0.00%	0.00%	0.00%
Current - 90 Days	100.00%	94.48%	100.00%	100.00%	100.00%	100.00%	100.00%	100.00%	100.00%	100.00%
91-180 Days	0.00%	0.00%	0.00%	0.00%	0.00%	0.00%	0.00%	0.00%	0.00%	0.00%



Personal Loans - La Hipotecaria Panama Migration Analysis (2003 Vintage)

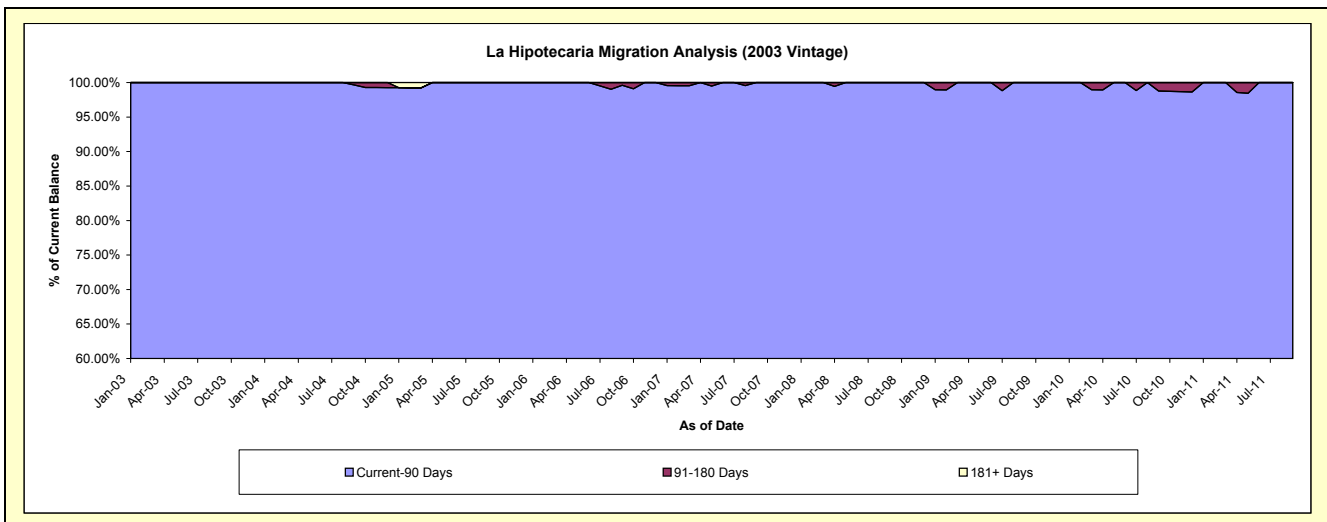
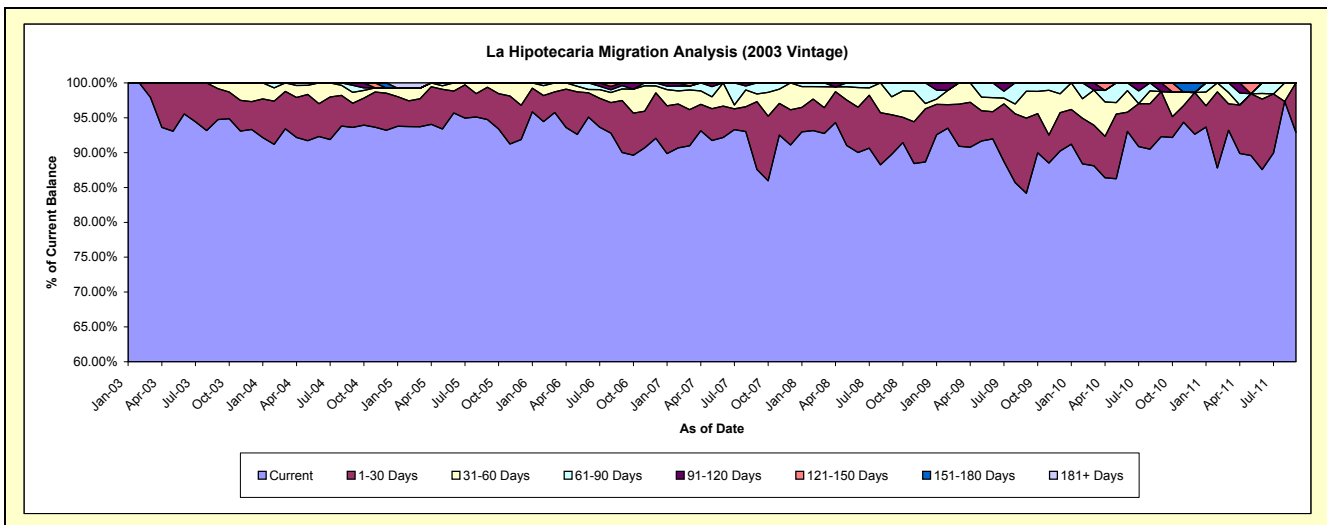
Delinquency Status (\$ of Current Balance)

Data Cutoff: 9/30/2011

Current Portfolio Balance	-	130,028.85	139,573.41	115,615.91	89,562.36	62,641.95	42,964.83	29,608.96	17,924.45	8,847.21
	Sep-03	Sep-04	Sep-05	Sep-06	Sep-07	Sep-08	Sep-09	Sep-10	Sep-11	
Current	123,209.64	130,682.40	109,545.07	80,618.84	54,871.07	38,555.65	24,919.80	16,540.70	8,220.53	
1-30 Days	5,734.85	4,810.70	5,364.10	6,687.39	6,094.54	2,449.12	3,196.86	1,163.19	626.68	
31-60 Days	1,084.36	2,177.72	706.74	1,465.93	679.26	1,099.16	1,142.16	-	-	
61-90 Days	-	1,417.17	-	434.50	997.08	860.90	350.14	-	-	
91-120 Days	-	485.42	-	355.70	-	-	-	220.56	-	
121-150 Days	-	-	-	-	-	-	-	-	-	
151-180 Days	-	-	-	-	-	-	-	-	-	
181+ Days	-	-	-	-	-	-	-	-	-	

Delinquency Status (% of Current Balance)

Current Portfolio Balance	-	130,028.85	139,573.41	115,615.91	89,562.36	62,641.95	42,964.83	29,608.96	17,924.45	8,847.21
	Sep-03	Sep-04	Sep-05	Sep-06	Sep-07	Sep-08	Sep-09	Sep-10	Sep-11	
Current	94.76%	93.63%	94.75%	90.01%	87.59%	89.74%	84.16%	92.28%	92.92%	
1-30 Days	4.41%	3.45%	4.64%	7.47%	9.73%	5.70%	10.80%	6.49%	7.08%	
31-60 Days	0.83%	1.56%	0.61%	1.64%	1.08%	2.56%	3.86%	0.00%	0.00%	
61-90 Days	0.00%	1.02%	0.00%	0.49%	1.59%	2.00%	1.18%	0.00%	0.00%	
91-120 Days	0.00%	0.35%	0.00%	0.40%	0.00%	0.00%	0.00%	1.23%	0.00%	
121-150 Days	0.00%	0.00%	0.00%	0.00%	0.00%	0.00%	0.00%	0.00%	0.00%	
151-180 Days	0.00%	0.00%	0.00%	0.00%	0.00%	0.00%	0.00%	0.00%	0.00%	
181+ Days	0.00%	0.00%	0.00%	0.00%	0.00%	0.00%	0.00%	0.00%	0.00%	
Current - 90 Days	100.00%	99.65%	100.00%	99.60%	100.00%	100.00%	100.00%	98.77%	100.00%	
91-180 Days	0.00%	0.35%	0.00%	0.40%	0.00%	0.00%	0.00%	1.23%	0.00%	



Personal Loans - La Hipotecaria Panama Migration Analysis (2004 Vintage)

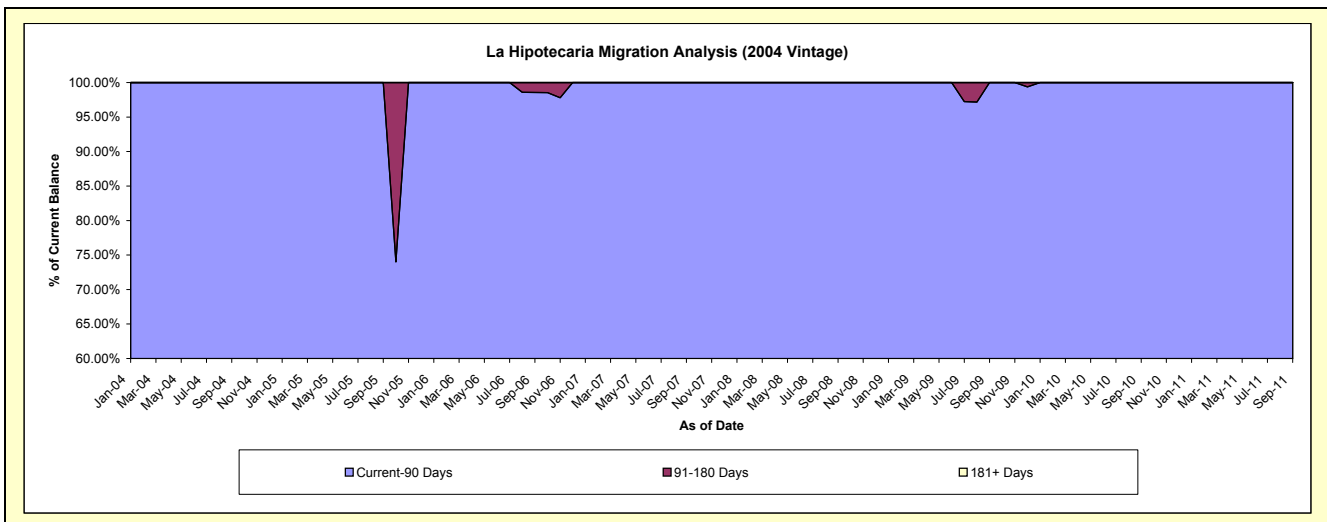
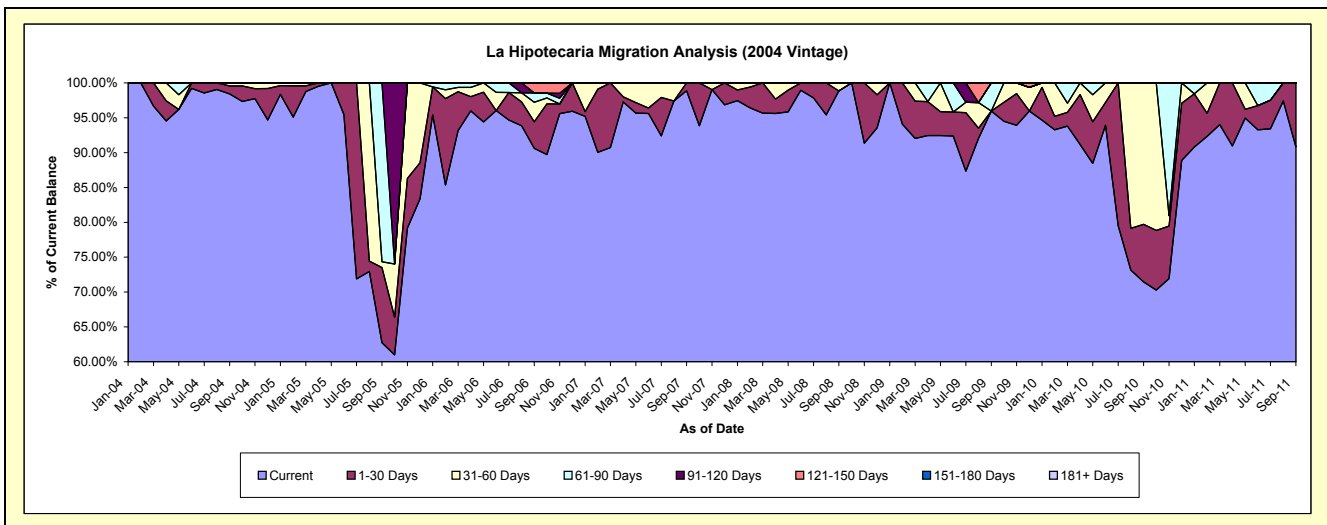
Delinquency Status (\$ of Current Balance)

Data Cutoff: 9/30/2011

Current Portfolio Balance	-	-	97,919.78	104,198.22	57,883.22	37,221.32	27,874.10	22,639.11	16,917.87	8,380.51
	Sep-04	Sep-05	Sep-06	Sep-07	Sep-08	Sep-09	Sep-10	Sep-11		
Current	96,376.10	65,353.11	52,446.76	36,801.35	27,552.97	21,726.35	12,087.57	7,611.44		
1-30 Days	1,107.98	11,256.73	2,211.81	419.97	-	-	1,397.54	769.07		
31-60 Days	435.70	863.32	1,615.19	-	321.13	-	3,432.76	-		
61-90 Days	-	26,725.06	778.42	-	-	912.76	-	-		
91-120 Days	-	-	-	-	-	-	-	-		
121-150 Days	-	-	831.04	-	-	-	-	-		
151-180 Days	-	-	-	-	-	-	-	-		
181+ Days	-	-	-	-	-	-	-	-		

Delinquency Status (% of Current Balance)

Current Portfolio Balance	-	-	97,919.78	104,198.22	57,883.22	37,221.32	27,874.10	22,639.11	16,917.87	8,380.51
	Sep-04	Sep-05	Sep-06	Sep-07	Sep-08	Sep-09	Sep-10	Sep-11		
Current	98.42%	62.72%	90.61%	98.87%	98.85%	95.97%	71.45%	90.82%		
1-30 Days	1.13%	10.80%	3.82%	1.13%	0.00%	0.00%	8.26%	9.18%		
31-60 Days	0.44%	0.83%	2.79%	0.00%	1.15%	0.00%	20.29%	0.00%		
61-90 Days	0.00%	25.65%	1.34%	0.00%	0.00%	4.03%	0.00%	0.00%		
91-120 Days	0.00%	0.00%	0.00%	0.00%	0.00%	0.00%	0.00%	0.00%		
121-150 Days	0.00%	0.00%	1.44%	0.00%	0.00%	0.00%	0.00%	0.00%		
151-180 Days	0.00%	0.00%	0.00%	0.00%	0.00%	0.00%	0.00%	0.00%		
181+ Days	0.00%	0.00%	0.00%	0.00%	0.00%	0.00%	0.00%	0.00%		
Current - 90 Days	100.00%	100.00%	98.56%	100.00%	100.00%	100.00%	100.00%	100.00%		
91-180 Days	0.00%	0.00%	1.44%	0.00%	0.00%	0.00%	0.00%	0.00%		



Personal Loans - La Hipotecaria Panama Migration Analysis (2005 Vintage)

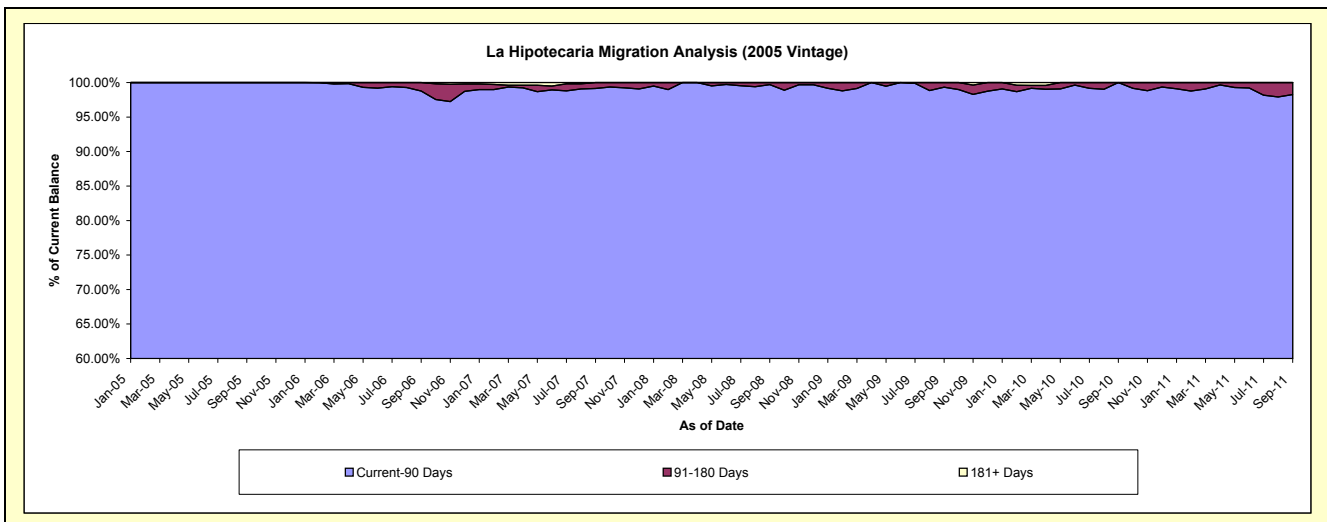
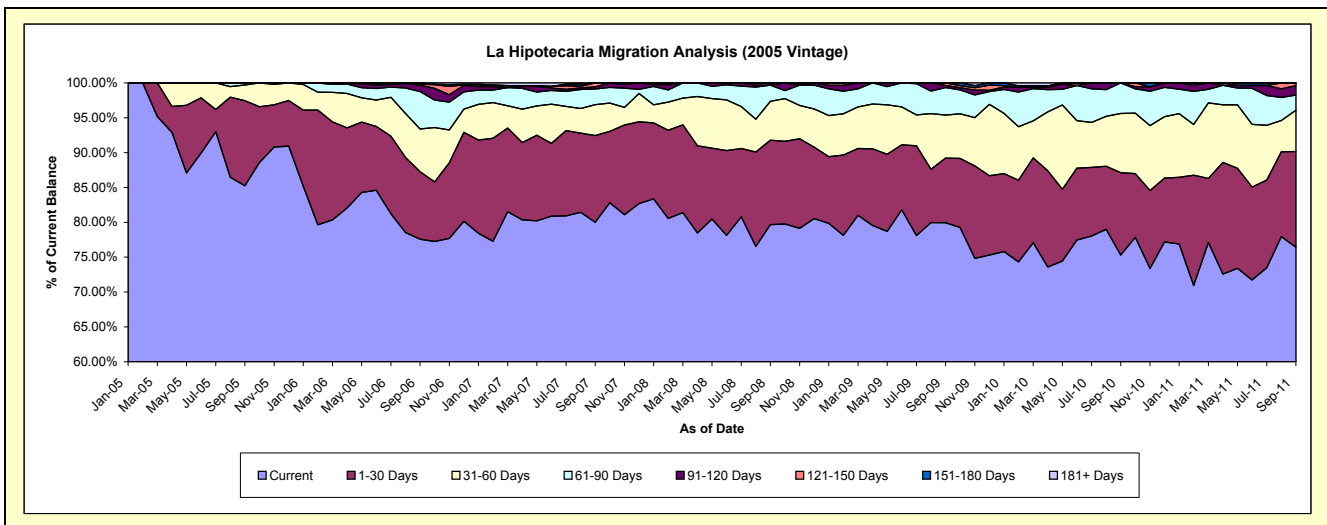
Delinquency Status (\$ of Current Balance)

Data Cutoff: 9/30/2011

Current Portfolio Balance	-	-	-	1,297,268.36	2,333,313.56	1,930,578.12	1,480,305.93	1,222,877.98	981,827.97	712,560.36
	Sep-05	Sep-06	Sep-07	Sep-08	Sep-09	Sep-10	Sep-11			
Current	1,105,930.51	1,810,153.21	1,544,709.96	1,179,390.04	977,465.10	739,318.89	544,578.59			
1-30 Days	158,348.29	226,034.50	239,933.34	179,274.83	113,433.39	116,165.06	97,894.71			
31-60 Days	29,089.56	142,726.39	85,602.78	82,739.82	75,675.62	83,367.98	42,118.21			
61-90 Days	3,900.00	125,521.62	43,555.11	34,308.06	48,167.47	42,976.04	15,539.11			
91-120 Days	-	21,261.49	5,903.49	-	3,636.76	-	9,651.40			
121-150 Days	-	3,116.35	10,873.44	4,593.18	4,499.64	-	2,778.34			
151-180 Days	-	4,500.00	-	-	-	-	-			
181+ Days	-	-	-	-	-	-	-			

Delinquency Status (% of Current Balance)

Current Portfolio Balance	-	-	-	1,297,268.36	2,333,313.56	1,930,578.12	1,480,305.93	1,222,877.98	981,827.97	712,560.36
	Sep-05	Sep-06	Sep-07	Sep-08	Sep-09	Sep-10	Sep-11			
Current	85.25%	77.58%	80.01%	79.67%	79.93%	75.30%	76.43%			
1-30 Days	12.21%	9.69%	12.43%	12.11%	9.28%	11.83%	13.74%			
31-60 Days	2.24%	6.12%	4.43%	5.59%	6.19%	8.49%	5.91%			
61-90 Days	0.30%	5.38%	2.26%	2.32%	3.94%	4.38%	2.18%			
91-120 Days	0.00%	0.91%	0.31%	0.00%	0.30%	0.00%	1.35%			
121-150 Days	0.00%	0.13%	0.56%	0.31%	0.37%	0.00%	0.39%			
151-180 Days	0.00%	0.19%	0.00%	0.00%	0.00%	0.00%	0.00%			
181+ Days	0.00%	0.00%	0.00%	0.00%	0.00%	0.00%	0.00%			
Current - 90 Days	100.00%	98.76%	99.13%	99.69%	99.33%	100.00%	98.26%			
91-180 Days	0.00%	1.24%	0.87%	0.31%	0.67%	0.00%	1.74%			



Personal Loans - La Hipotecaria Panama Migration Analysis (2006 Vintage)

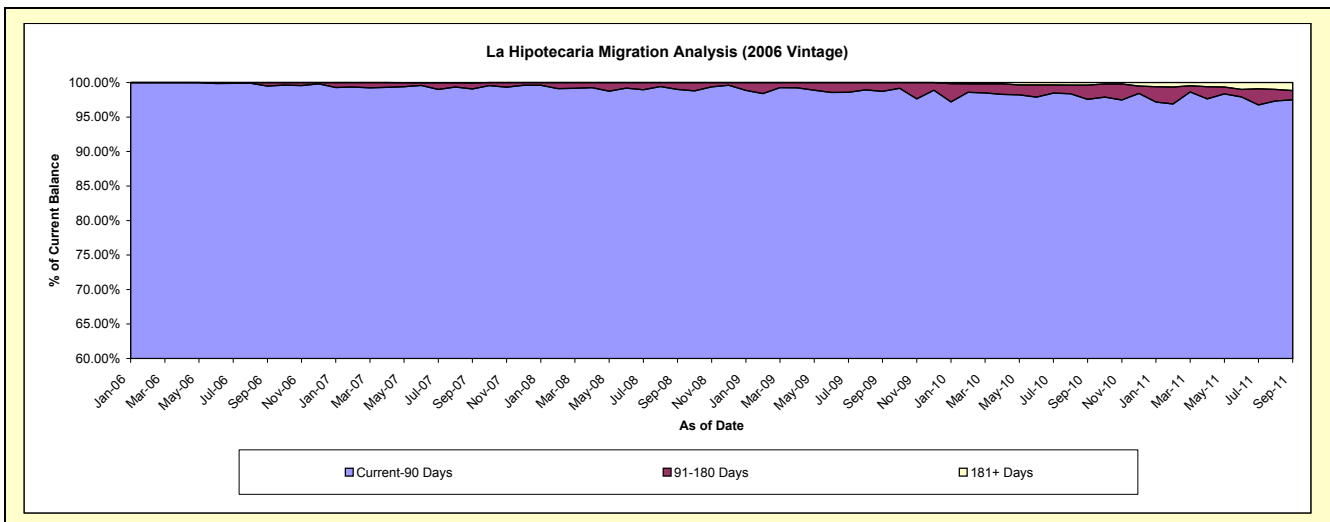
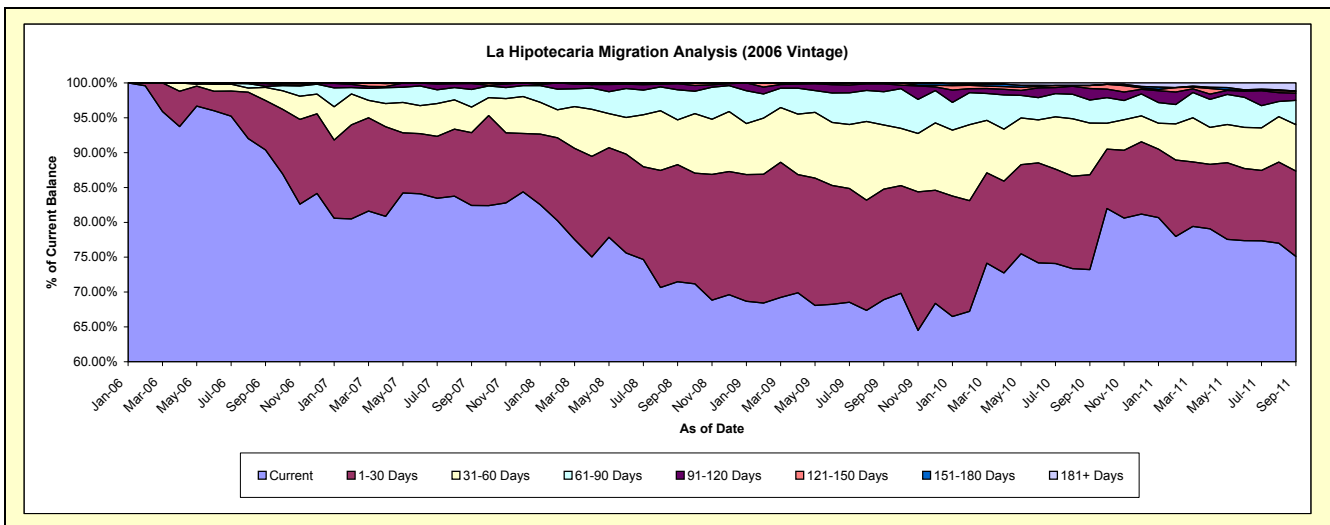
Delinquency Status (\$ of Current Balance)

Data Cutoff: 9/30/2011

Current Portfolio Balance	-	-	-	-	5,607,022.16	6,453,023.71	5,082,025.35	4,416,859.07	3,712,280.77	2,981,131.72
					Sep-06	Sep-07	Sep-08	Sep-09	Sep-10	Sep-11
Current					5,068,250.74	5,319,386.27	3,632,771.02	3,043,253.27	2,718,235.41	2,238,779.23
1-30 Days					396,734.23	672,453.72	853,294.80	700,911.37	505,080.05	365,158.90
31-60 Days					106,305.33	237,891.42	326,254.03	405,882.07	275,412.00	198,462.08
61-90 Days					7,149.03	162,785.99	219,340.66	210,702.02	122,812.04	104,073.84
91-120 Days					23,583.83	54,382.36	44,708.32	50,110.84	60,867.64	30,872.74
121-150 Days					4,999.00	3,500.00	5,656.52	5,999.50	16,193.91	9,053.54
151-180 Days					-	-	-	-	-	-
181+ Days					-	2,623.95	-	-	13,679.72	34,731.39

Delinquency Status (% of Current Balance)

Current Portfolio Balance	-	-	-	-	5,607,022.16	6,453,023.71	5,082,025.35	4,416,859.07	3,712,280.77	2,981,131.72
					Sep-06	Sep-07	Sep-08	Sep-09	Sep-10	Sep-11
Current					90.39%	82.43%	71.48%	68.90%	73.22%	75.10%
1-30 Days					7.08%	10.42%	16.79%	15.87%	13.61%	12.25%
31-60 Days					1.90%	3.69%	6.42%	9.19%	7.42%	6.66%
61-90 Days					0.13%	2.52%	4.32%	4.77%	3.31%	3.49%
91-120 Days					0.42%	0.84%	0.88%	1.13%	1.64%	1.04%
121-150 Days					0.09%	0.05%	0.11%	0.14%	0.44%	0.30%
151-180 Days					0.00%	0.00%	0.00%	0.00%	0.00%	0.00%
181+ Days					0.00%	0.04%	0.00%	0.00%	0.37%	1.17%
Current - 90 Days					99.49%	99.06%	99.01%	98.73%	97.56%	97.50%
91-180 Days					0.51%	0.90%	0.99%	1.27%	2.08%	1.34%



Personal Loans - La Hipotecaria Panama Migration Analysis (2007 Vintage)

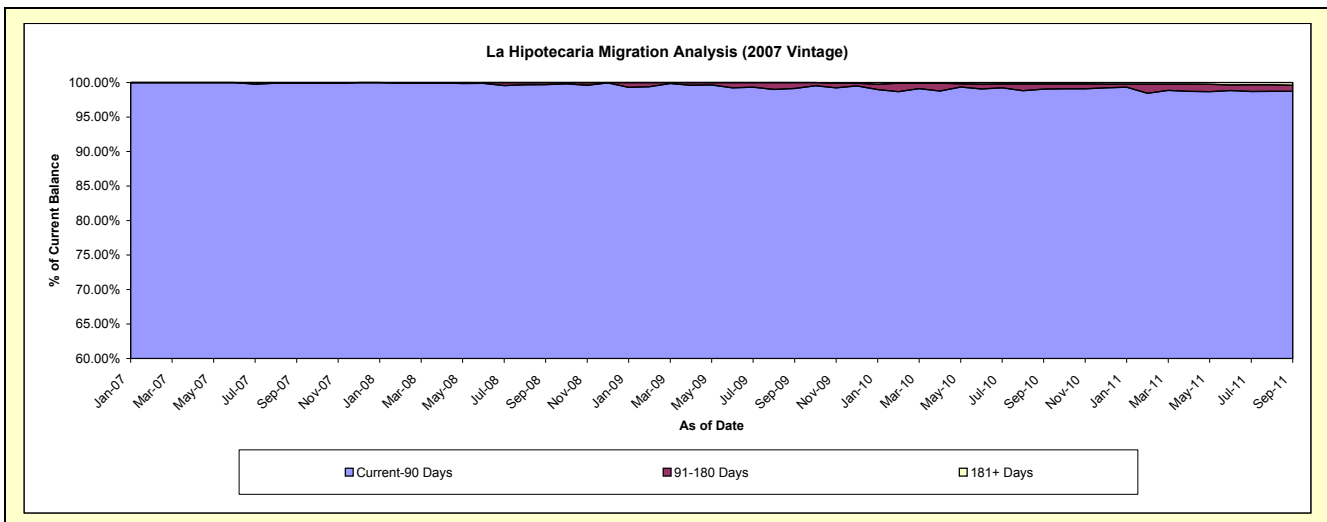
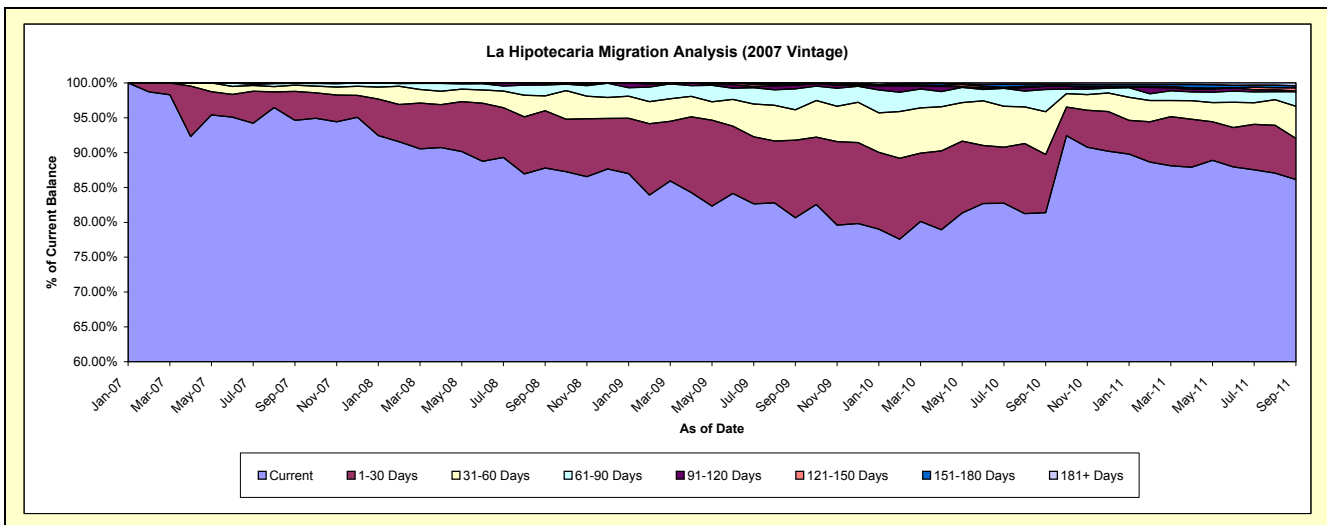
Delinquency Status (\$ of Current Balance)

Data Cutoff: 9/30/2011

Current Portfolio Balance	-	-	-	-	-	7,173,597.30	8,311,337.00	7,528,876.12	6,669,570.60	5,511,600.90
						Sep-07	Sep-08	Sep-09	Sep-10	Sep-11
Current						6,788,319.54	7,296,378.46	6,071,861.08	5,428,067.65	4,747,596.80
1-30 Days						298,452.94	682,904.50	839,182.28	556,666.26	325,096.76
31-60 Days						64,293.93	178,187.20	327,423.57	409,033.46	254,216.90
61-90 Days						17,108.00	128,941.48	226,307.71	212,524.03	114,935.22
91-120 Days						-	24,925.36	39,193.28	31,198.98	5,858.97
121-150 Days						5,422.89	-	-	-	25,046.10
151-180 Days						-	-	24,908.20	17,770.89	16,564.75
181+ Days						-	-	-	14,309.33	22,285.40

Delinquency Status (% of Current Balance)

Current Portfolio Balance	-	-	-	-	-	7,173,597.30	8,311,337.00	7,528,876.12	6,669,570.60	5,511,600.90
						Sep-07	Sep-08	Sep-09	Sep-10	Sep-11
Current						94.63%	87.79%	80.65%	81.39%	86.14%
1-30 Days						4.16%	8.22%	11.15%	8.35%	5.90%
31-60 Days						0.90%	2.14%	4.35%	6.13%	4.61%
61-90 Days						0.24%	1.55%	3.01%	3.19%	2.09%
91-120 Days						0.00%	0.30%	0.52%	0.47%	0.11%
121-150 Days						0.08%	0.00%	0.00%	0.00%	0.45%
151-180 Days						0.00%	0.00%	0.33%	0.27%	0.30%
181+ Days						0.00%	0.00%	0.00%	0.21%	0.40%
Current - 90 Days						99.92%	99.70%	99.15%	99.05%	98.73%
91-180 Days						0.08%	0.30%	0.85%	0.73%	0.86%



Personal Loans - La Hipotecaria Panama Migration Analysis (2008 Vintage)

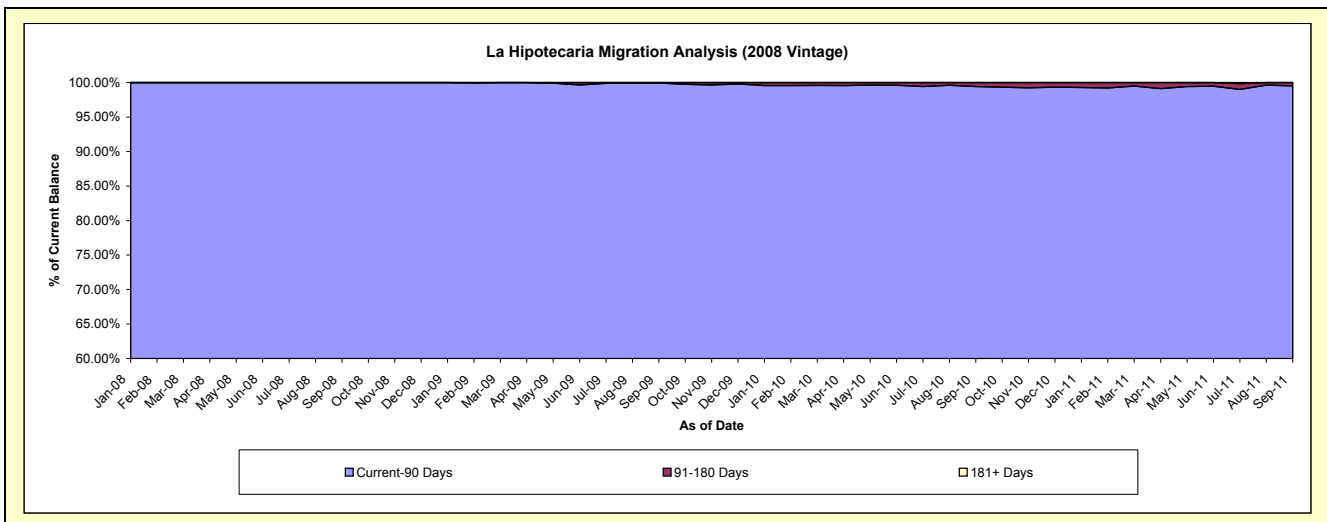
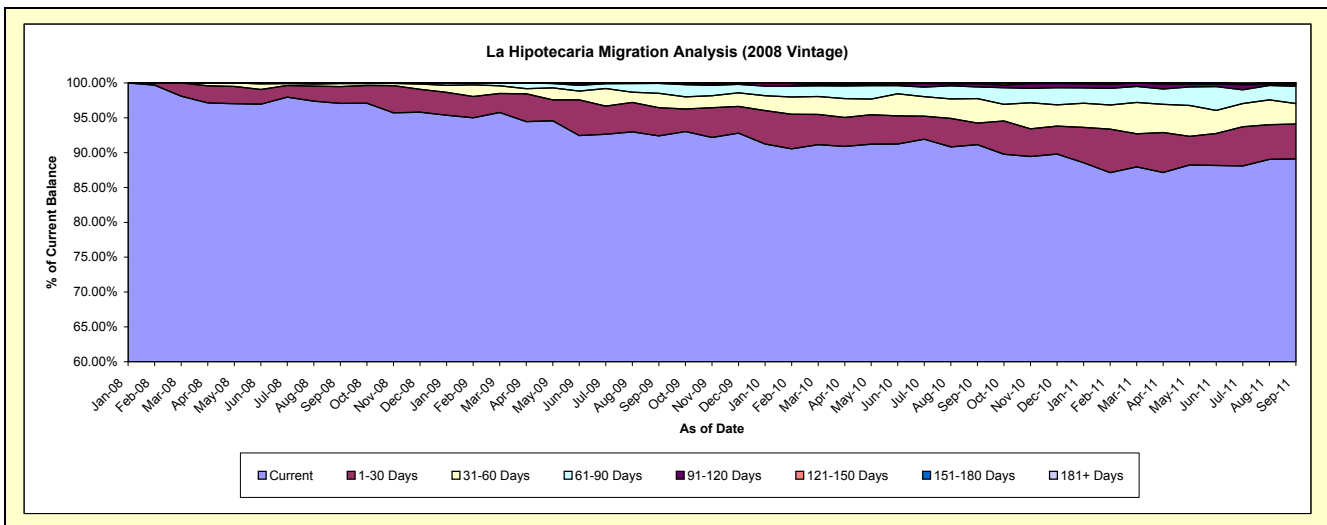
Delinquency Status (\$ of Current Balance)

Data Cutoff: 9/30/2011

Current Portfolio Balance	-	-	-	-	-	-	-	10,264,055.15	10,751,153.06	9,793,092.27	8,621,246.22
								Sep-08	Sep-09	Sep-10	Sep-11
Current								9,963,706.61	9,935,675.11	8,926,294.28	7,681,551.44
1-30 Days								245,486.20	434,254.31	303,320.62	431,833.34
31-60 Days								45,576.48	219,735.72	342,933.35	252,011.67
61-90 Days								9,285.86	154,466.44	163,735.79	214,539.68
91-120 Days								-	2,512.27	47,819.87	22,043.34
121-150 Days								-	4,509.21	2,387.14	5,040.74
151-180 Days								-	-	6,601.22	14,226.01
181+ Days								-	-	-	-

Delinquency Status (% of Current Balance)

Current Portfolio Balance	-	-	-	-	-	-	-	10,264,055.15	10,751,153.06	9,793,092.27	8,621,246.22
								Sep-08	Sep-09	Sep-10	Sep-11
Current								97.07%	92.41%	91.15%	89.10%
1-30 Days								2.39%	4.04%	3.10%	5.01%
31-60 Days								0.44%	2.04%	3.50%	2.92%
61-90 Days								0.09%	1.44%	1.67%	2.49%
91-120 Days								0.00%	0.02%	0.49%	0.26%
121-150 Days								0.00%	0.04%	0.02%	0.06%
151-180 Days								0.00%	0.00%	0.07%	0.17%
181+ Days								0.00%	0.00%	0.00%	0.00%
Current - 90 Days								100.00%	99.93%	99.42%	99.52%
91-180 Days								0.00%	0.07%	0.58%	0.48%



Personal Loans - La Hipotecaria Panama Migration Analysis (2009 Vintage)

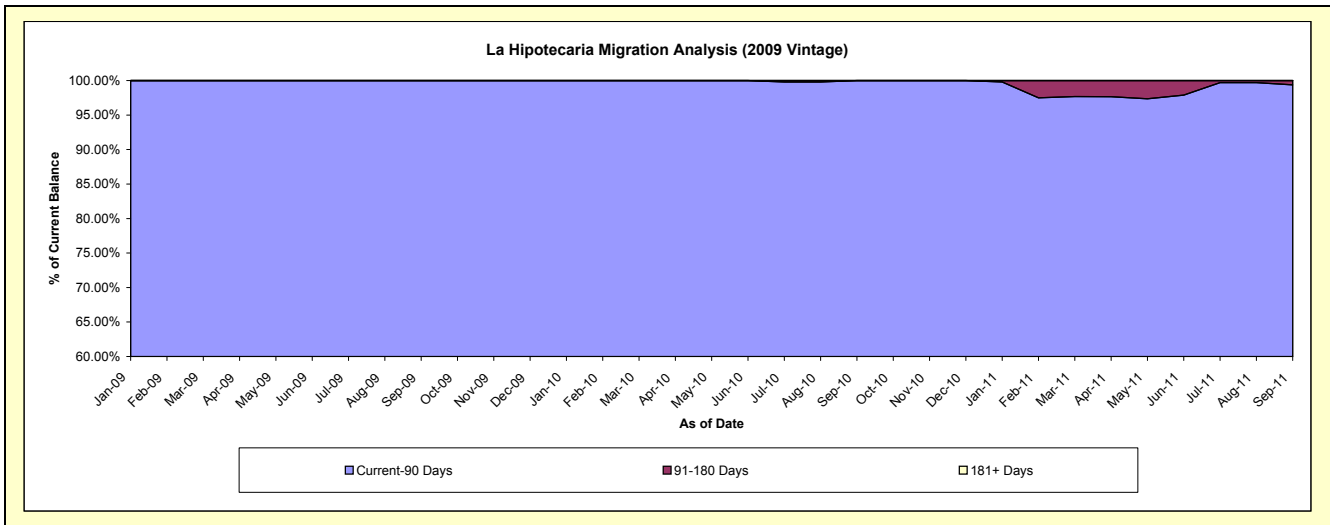
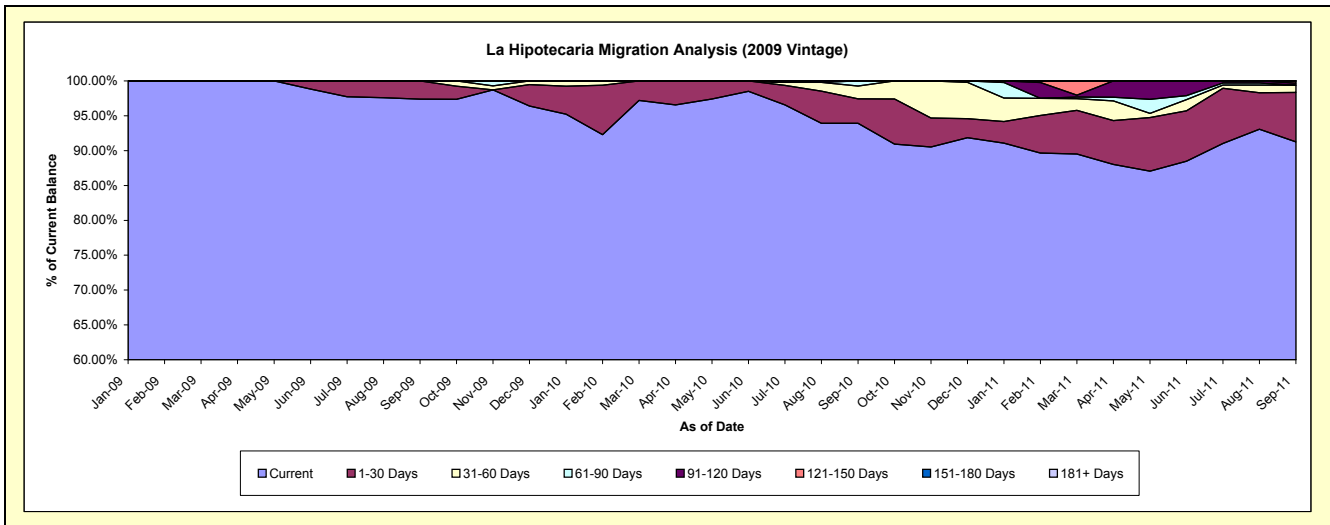
Delinquency Status (\$ of Current Balance)

Data Cutoff: 9/30/2011

Current Portfolio Balance	-	-	-	-	-	-	-	-	-	663,200.73	725,974.25	561,973.77
										Sep-09	Sep-10	Sep-11
Current										645,910.37	681,868.19	512,885.28
1-30 Days										17,290.36	25,460.32	39,743.14
31-60 Days										-	13,393.59	5,816.05
61-90 Days										-	5,252.15	-
91-120 Days										-	-	1,751.69
121-150 Days										-	-	1,777.61
151-180 Days										-	-	-
181+ Days										-	-	-

Delinquency Status (% of Current Balance)

Current Portfolio Balance	-	-	-	-	-	-	-	-	-	663,200.73	725,974.25	561,973.77
										Sep-09	Sep-10	Sep-11
Current										97.39%	93.92%	91.26%
1-30 Days										2.61%	3.51%	7.07%
31-60 Days										0.00%	1.84%	1.03%
61-90 Days										0.00%	0.72%	0.00%
91-120 Days										0.00%	0.00%	0.31%
121-150 Days										0.00%	0.00%	0.32%
151-180 Days										0.00%	0.00%	0.00%
181+ Days										0.00%	0.00%	0.00%
Current - 90 Days										100.00%	100.00%	99.37%
91-180 Days										0.00%	0.00%	0.63%



Personal Loans - La Hipotecaria Panama Migration Analysis (2010 Vintage)

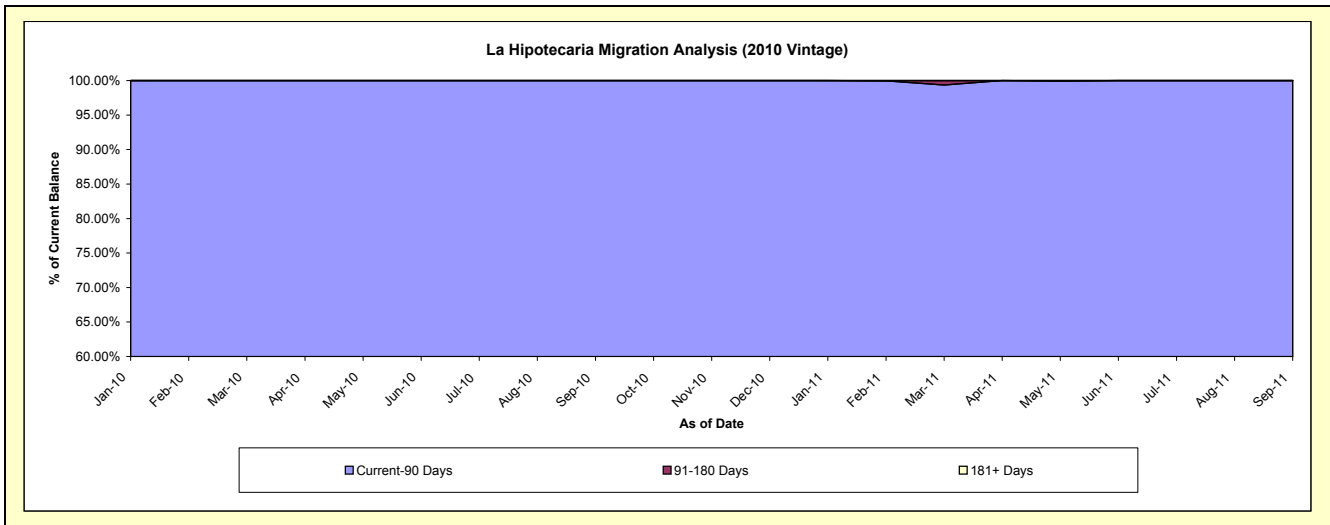
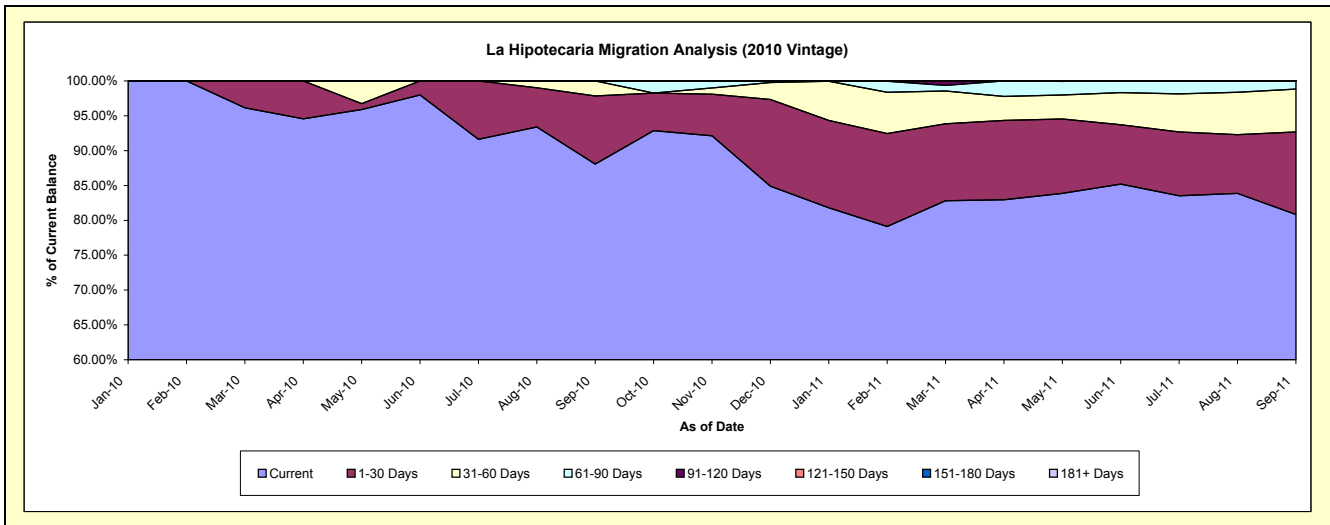
Delinquency Status (\$ of Current Balance)

Data Cutoff: 9/30/2011

Current Portfolio Balance										849,047.76	1,131,593.91
										Sep-10	Sep-11
Current										747,664.21	914,828.26
1-30 Days										83,111.75	134,009.93
31-60 Days										18,271.80	69,455.30
61-90 Days										-	13,300.42
91-120 Days										-	-
121-150 Days										-	-
151-180 Days										-	-
181+ Days										-	-

Delinquency Status (% of Current Balance)

Current Portfolio Balance										849,047.76	1,131,593.91
										Sep-10	Sep-11
Current										88.06%	80.84%
1-30 Days										9.79%	11.84%
31-60 Days										2.15%	6.14%
61-90 Days										0.00%	1.18%
91-120 Days										0.00%	0.00%
121-150 Days										0.00%	0.00%
151-180 Days										0.00%	0.00%
181+ Days										0.00%	0.00%
Current - 90 Days										100.00%	100.00%
91-180 Days										0.00%	0.00%



Personal Loans - La Hipotecaria Panama Migration Analysis (2011 Vintage)

Delinquency Status (\$ of Current Balance)

Data Cutoff: 9/30/2011

Current Portfolio Balance										2,113,521.13
										Sep-11
Current										1,920,192.26
1-30 Days										139,211.20
31-60 Days										28,533.67
61-90 Days										15,689.00
91-120 Days										9,895.00
121-150 Days										-
151-180 Days										-
181+ Days										-

Delinquency Status (% of Current Balance)

Current Portfolio Balance										2,113,521.13
										Sep-11
Current										90.85%
1-30 Days										6.59%
31-60 Days										1.35%
61-90 Days										0.74%
91-120 Days										0.47%
121-150 Days										0.00%
151-180 Days										0.00%
181+ Days										0.00%
Current - 90 Days										99.53%
91-180 Days										0.47%

