

## Migration Analysis for La Hipotecaria S.A Panama

Mortgages  
May 2013

An analysis of historical loan payment data was used to compile a migration analysis of delinquency by annual vintage. Delinquencies for each vintage were grouped into the following buckets; Current, 1-30, 31-60, 61-90, 91-120, 121-150, 151-180, and 180+. Results are provided in graphical and tabular form. The cutoff date is 5/31/2013.

# Mortgages - La Hipotecaria Panama Migration Analysis (All Vintages)

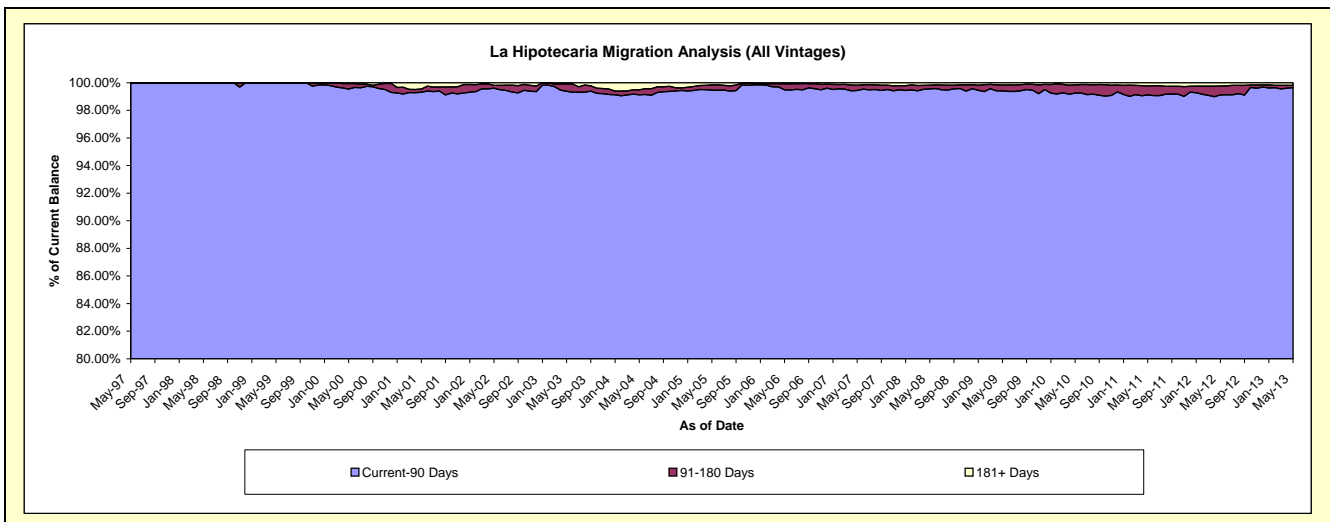
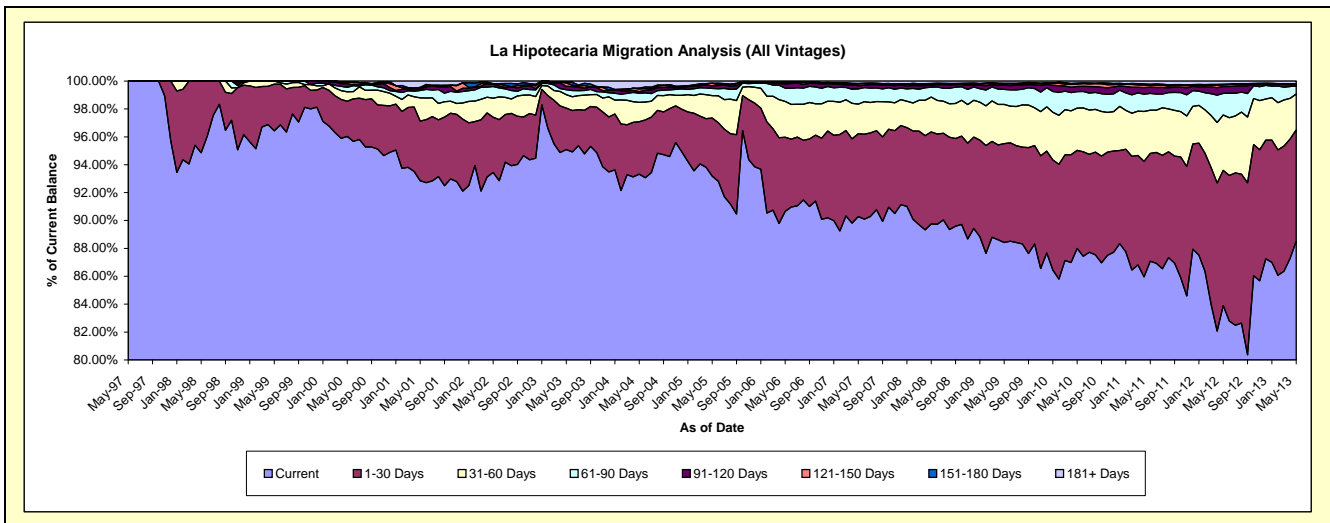
## Delinquency Status (\$ of Current Balance)

Data Cutoff: 5/31/2013

Current Portfolio Balance	77,867,759.69	97,760,990.46	137,584,920.85	192,490,198.40	254,219,554.72	283,678,190.23	283,614,298.00	294,419,061.01	314,037,777.34	344,417,599.98
	May-04	May-05	May-06	May-07	May-08	May-09	May-10	May-11	May-12	May-13
Current	72,667,564.60	91,093,244.25	124,713,490.57	173,776,574.10	228,175,427.11	250,840,493.13	249,581,608.17	256,379,020.30	263,495,492.60	304,865,996.15
1-30 Days	2,933,479.88	4,076,199.79	7,327,339.32	11,456,686.27	16,769,428.98	20,108,401.49	19,955,852.33	22,778,161.38	30,440,526.81	27,516,624.93
31-60 Days	1,074,291.50	1,572,137.12	3,536,380.19	4,074,823.26	6,343,789.65	7,981,426.73	8,588,149.05	9,097,861.61	12,470,564.88	8,851,514.77
61-90 Days	513,447.10	503,159.42	1,307,285.61	2,108,857.01	1,810,474.18	3,068,725.04	3,342,913.97	3,572,067.80	4,863,530.22	1,991,737.00
91-120 Days	90,159.70	178,067.71	406,820.43	441,802.14	384,486.63	820,590.01	1,023,384.21	1,319,439.61	1,538,836.16	365,537.41
121-150 Days	155,412.95	180,011.31	104,516.84	241,823.27	162,287.65	207,527.71	489,185.52	366,311.23	350,668.08	56,911.58
151-180 Days	40,083.02	6,369.99	96,015.19	60,510.73	139,786.65	192,195.66	201,260.59	231,120.35	158,887.09	127,399.11
181+ Days	393,320.94	151,800.87	93,072.70	329,121.62	433,873.87	458,830.46	431,944.16	675,078.73	719,271.50	641,879.03

## Delinquency Status (% of Current Balance)

Current Portfolio Balance	77,867,759.69	97,760,990.46	137,584,920.85	192,490,198.40	254,219,554.72	283,678,190.23	283,614,298.00	294,419,061.01	314,037,777.34	344,417,599.98
	May-04	May-05	May-06	May-07	May-08	May-09	May-10	May-11	May-12	May-13
Current	93.32%	93.18%	90.64%	90.28%	89.78%	88.42%	88.00%	87.08%	83.91%	88.52%
1-30 Days	3.77%	4.17%	5.33%	5.95%	6.60%	7.09%	7.04%	7.74%	9.69%	7.99%
31-60 Days	1.38%	1.61%	2.57%	2.12%	2.50%	2.81%	3.03%	3.09%	3.97%	2.57%
61-90 Days	0.66%	0.51%	0.95%	1.10%	0.71%	1.08%	1.18%	1.21%	1.55%	0.58%
91-120 Days	0.12%	0.18%	0.30%	0.23%	0.15%	0.29%	0.36%	0.45%	0.49%	0.11%
121-150 Days	0.20%	0.18%	0.08%	0.13%	0.06%	0.07%	0.17%	0.12%	0.11%	0.02%
151-180 Days	0.05%	0.01%	0.07%	0.03%	0.05%	0.07%	0.07%	0.08%	0.05%	0.04%
181+ Days	0.51%	0.16%	0.07%	0.17%	0.17%	0.16%	0.15%	0.23%	0.23%	0.19%
Current - 90 Days	99.13%	99.47%	99.49%	99.44%	99.56%	99.41%	99.24%	99.12%	99.12%	99.65%
91-180 Days	0.37%	0.37%	0.44%	0.39%	0.27%	0.43%	0.60%	0.65%	0.65%	0.16%



## Mortgages - La Hipotecaria Panama Migration Analysis (1997 Vintage)

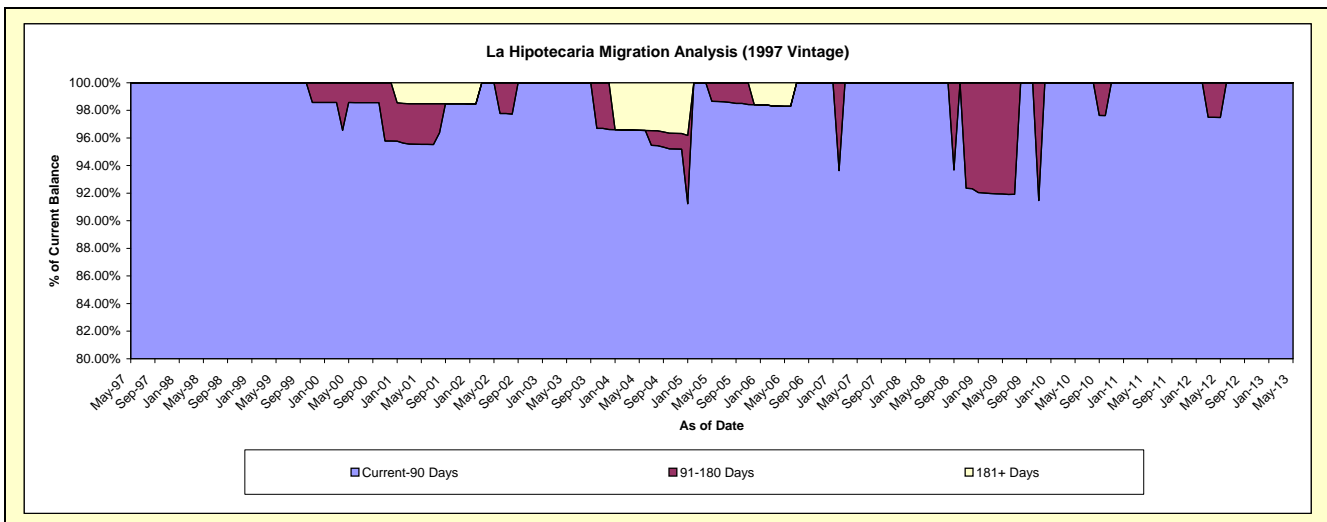
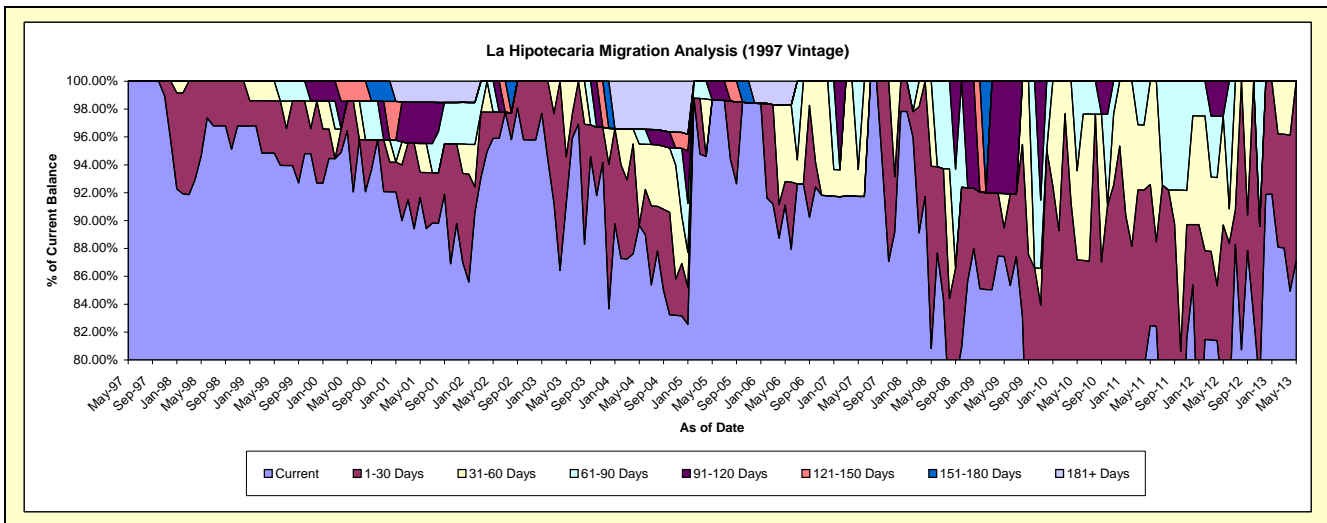
### Delinquency Status (\$ of Current Balance)

Data Cutoff: 5/31/2013

Current Portfolio Balance	1,405,103.91	1,113,297.99	883,729.45	738,404.66	645,813.27	549,606.77	472,057.62	446,103.56	397,020.38	294,292.57
	May-04	May-05	May-06	May-07	May-08	May-09	May-10	May-11	May-12	May-13
Current	1,259,737.06	1,098,284.88	805,191.03	677,342.81	521,904.40	480,443.61	354,912.29	367,851.06	304,377.39	256,313.20
1-30 Days	-	-	14,892.34	-	84,444.40	11,329.53	56,652.76	45,227.39	51,727.27	37,979.37
31-60 Days	82,002.06	-	48,632.97	14,230.52	39,464.47	13,520.68	30,156.12	33,025.11	30,945.48	-
61-90 Days	15,013.11	-	-	46,831.33	-	-	30,336.45	-	-	-
91-120 Days	-	15,013.11	-	-	-	44,312.95	-	-	9,970.24	-
121-150 Days	-	-	-	-	-	-	-	-	-	-
151-180 Days	-	-	-	-	-	-	-	-	-	-
181+ Days	48,351.68	-	15,013.11	-	-	-	-	-	-	-

### Delinquency Status (% of Current Balance)

Current Portfolio Balance	1,405,103.91	1,113,297.99	883,729.45	738,404.66	645,813.27	549,606.77	472,057.62	446,103.56	397,020.38	294,292.57
	May-04	May-05	May-06	May-07	May-08	May-09	May-10	May-11	May-12	May-13
Current	89.65%	98.65%	91.11%	91.73%	80.81%	87.42%	75.18%	82.46%	76.67%	87.09%
1-30 Days	0.00%	0.00%	1.69%	0.00%	13.08%	2.06%	12.00%	10.14%	13.03%	12.91%
31-60 Days	5.84%	0.00%	5.50%	1.93%	6.11%	2.46%	6.39%	7.40%	7.79%	0.00%
61-90 Days	1.07%	0.00%	0.00%	6.34%	0.00%	0.00%	6.43%	0.00%	0.00%	0.00%
91-120 Days	0.00%	1.35%	0.00%	0.00%	0.00%	8.06%	0.00%	0.00%	2.51%	0.00%
121-150 Days	0.00%	0.00%	0.00%	0.00%	0.00%	0.00%	0.00%	0.00%	0.00%	0.00%
151-180 Days	0.00%	0.00%	0.00%	0.00%	0.00%	0.00%	0.00%	0.00%	0.00%	0.00%
181+ Days	3.44%	0.00%	1.70%	0.00%	0.00%	0.00%	0.00%	0.00%	0.00%	0.00%
Current - 90 Days	96.56%	98.65%	98.30%	100.00%	100.00%	91.94%	100.00%	100.00%	97.49%	100.00%
91-180 Days	0.00%	1.35%	0.00%	0.00%	0.00%	8.06%	0.00%	0.00%	2.51%	0.00%



## Mortgages - La Hipotecaria Panama Migration Analysis (1998 Vintage)

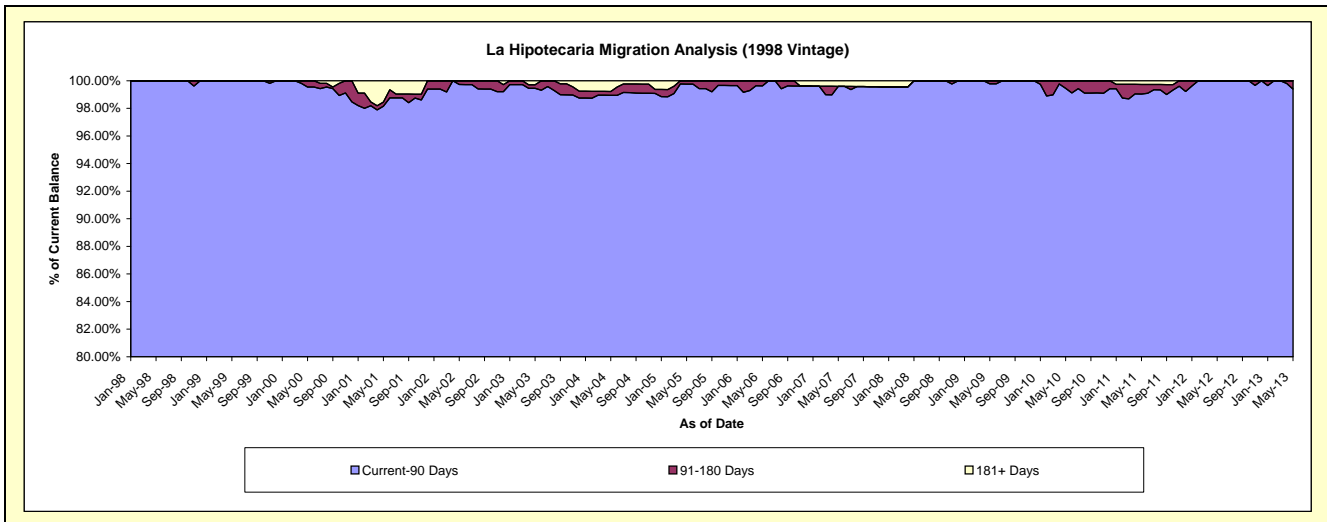
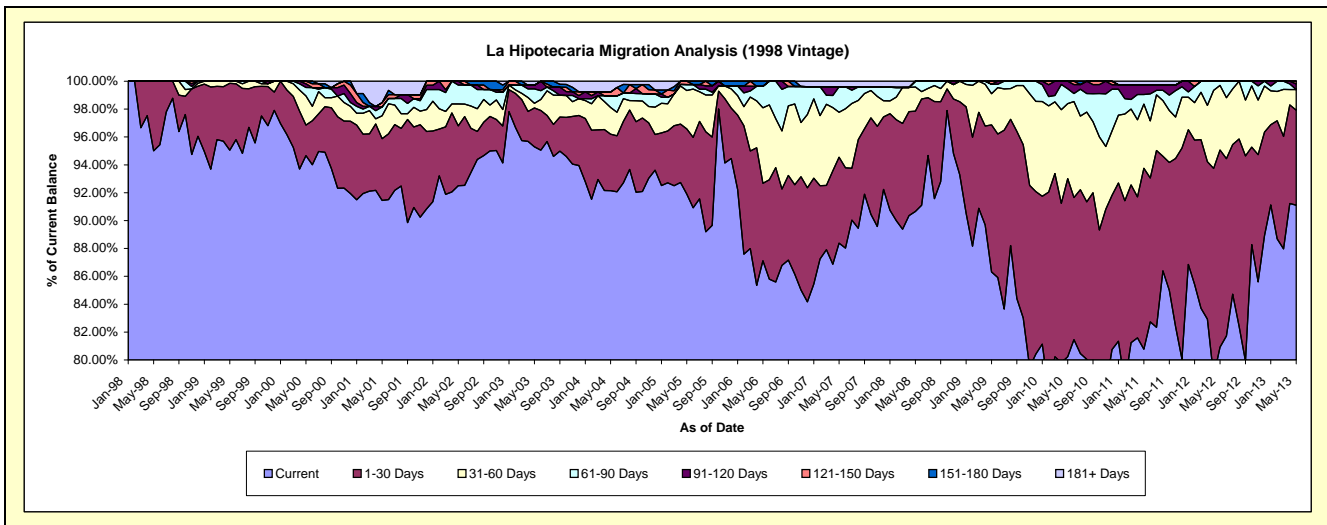
### Delinquency Status (\$ of Current Balance)

Data Cutoff: 5/31/2013

Current Portfolio Balance	9,166,035.02	8,222,477.35	7,104,051.77	6,402,704.05	5,609,769.17	5,135,154.02	4,728,910.30	4,229,279.01	3,732,979.62	3,307,546.14
	May-04	May-05	May-06	May-07	May-08	May-09	May-10	May-11	May-12	May-13
Current	8,446,468.12	7,556,567.42	6,188,588.76	5,658,713.25	5,085,450.84	4,432,106.49	3,794,102.71	3,416,183.50	3,020,732.59	3,013,208.56
1-30 Days	370,957.85	384,530.24	394,880.85	394,977.62	403,962.22	542,368.84	604,380.30	548,903.90	527,909.67	225,774.58
31-60 Days	175,870.33	226,815.42	385,465.62	206,678.83	97,339.27	114,966.63	254,431.29	194,896.51	173,390.27	48,796.77
61-90 Days	75,893.98	35,017.31	109,056.96	116,690.94	23,016.84	34,460.13	50,275.81	28,790.81	10,947.09	-
91-120 Days	-	-	-	-	-	-	25,720.19	29,404.86	-	13,377.64
121-150 Days	25,759.66	19,546.96	-	-	-	11,251.93	-	-	-	6,388.59
151-180 Days	-	-	26,059.58	-	-	-	-	-	-	-
181+ Days	71,085.08	-	-	25,643.41	-	-	-	11,099.43	-	-

### Delinquency Status (% of Current Balance)

Current Portfolio Balance	9,166,035.02	8,222,477.35	7,104,051.77	6,402,704.05	5,609,769.17	5,135,154.02	4,728,910.30	4,229,279.01	3,732,979.62	3,307,546.14
	May-04	May-05	May-06	May-07	May-08	May-09	May-10	May-11	May-12	May-13
Current	92.15%	91.90%	87.11%	88.38%	90.65%	86.31%	80.23%	80.77%	80.92%	91.10%
1-30 Days	4.05%	4.68%	5.56%	6.17%	7.20%	10.56%	12.78%	12.98%	14.14%	6.83%
31-60 Days	1.92%	2.76%	5.43%	3.23%	1.74%	2.24%	5.38%	4.61%	4.64%	1.48%
61-90 Days	0.83%	0.43%	1.54%	1.82%	0.41%	0.67%	1.06%	0.68%	0.29%	0.00%
91-120 Days	0.00%	0.00%	0.00%	0.00%	0.00%	0.00%	0.54%	0.70%	0.00%	0.40%
121-150 Days	0.28%	0.24%	0.00%	0.00%	0.00%	0.22%	0.00%	0.00%	0.00%	0.19%
151-180 Days	0.00%	0.00%	0.37%	0.00%	0.00%	0.00%	0.00%	0.00%	0.00%	0.00%
181+ Days	0.78%	0.00%	0.00%	0.40%	0.00%	0.00%	0.00%	0.26%	0.00%	0.00%
Current - 90 Days	98.94%	99.76%	99.63%	99.60%	100.00%	99.78%	99.46%	99.04%	100.00%	99.40%
91-180 Days	0.28%	0.24%	0.37%	0.00%	0.00%	0.22%	0.54%	0.70%	0.00%	0.60%



## Mortgages - La Hipotecaria Panama Migration Analysis (1999 Vintage)

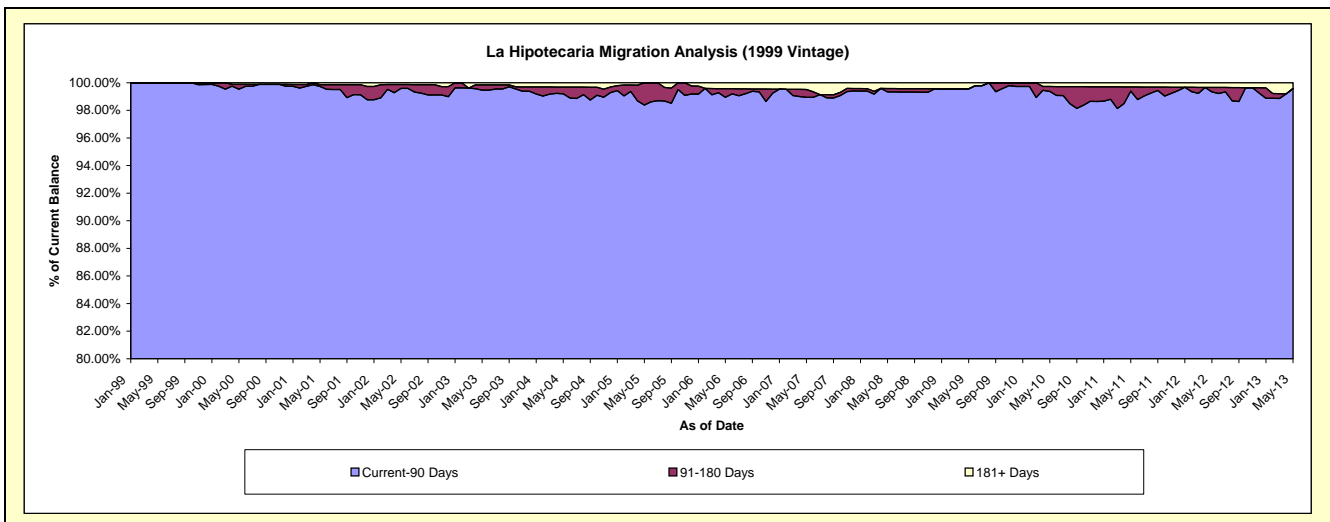
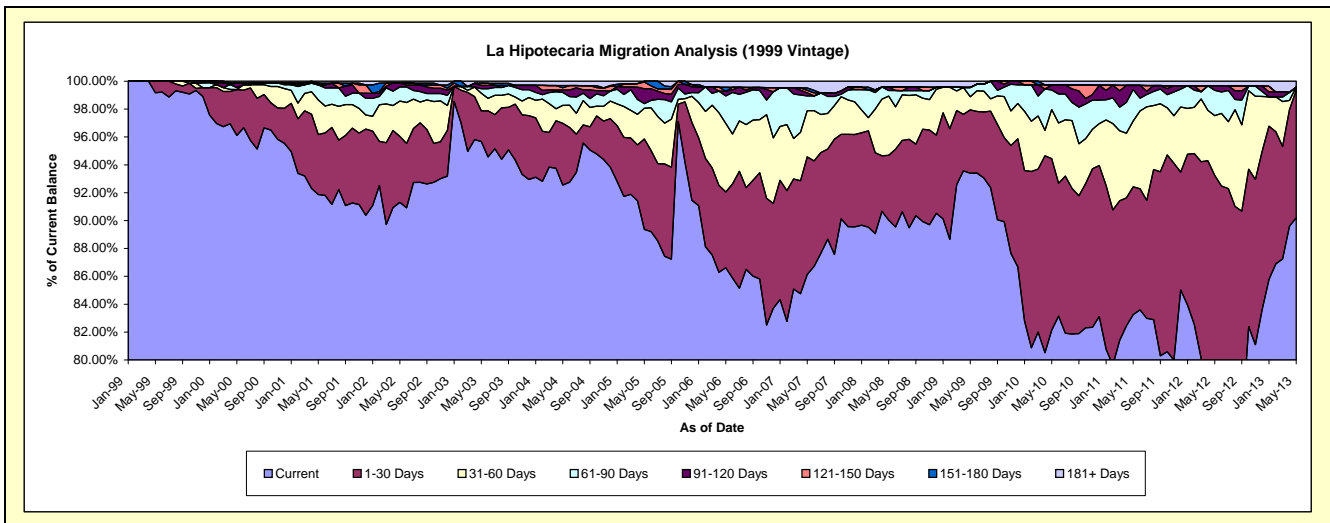
### Delinquency Status (\$ of Current Balance)

Data Cutoff: 5/31/2013

Current Portfolio Balance	13,875,998.69	12,306,516.90	10,391,712.25	9,201,933.36	8,106,166.01	7,596,145.52	7,219,330.37	6,484,238.93	5,809,432.46	5,023,405.37
	May-04	May-05	May-06	May-07	May-08	May-09	May-10	May-11	May-12	May-13
Current	12,842,756.93	10,998,127.66	9,000,802.23	7,925,669.65	7,298,353.05	7,095,108.30	5,929,374.75	5,397,855.88	4,515,835.23	4,530,658.96
1-30 Days	614,581.00	797,801.32	564,923.06	776,939.13	376,945.22	344,901.91	888,474.32	594,901.04	900,791.12	459,982.27
31-60 Days	178,832.21	272,173.95	510,965.89	305,019.84	344,612.67	71,512.40	254,619.21	305,800.16	249,541.30	11,613.29
61-90 Days	128,260.67	40,663.29	205,174.39	97,229.47	32,736.35	50,875.94	101,314.95	146,860.77	105,202.85	-
91-120 Days	24,340.28	131,232.99	34,777.17	19,919.33	19,771.75	-	26,040.91	19,314.85	18,555.73	-
121-150 Days	22,558.37	60,147.70	-	17,315.75	-	-	-	-	-	-
151-180 Days	21,848.70	6,369.99	30,705.11	15,475.79	-	-	-	-	-	-
181+ Days	42,820.53	-	44,364.40	44,364.40	33,746.97	33,746.97	19,506.23	19,506.23	19,506.23	21,150.85

### Delinquency Status (% of Current Balance)

Current Portfolio Balance	13,875,998.69	12,306,516.90	10,391,712.25	9,201,933.36	8,106,166.01	7,596,145.52	7,219,330.37	6,484,238.93	5,809,432.46	5,023,405.37
	May-04	May-05	May-06	May-07	May-08	May-09	May-10	May-11	May-12	May-13
Current	92.55%	89.37%	86.62%	86.13%	90.03%	93.40%	82.13%	83.25%	77.73%	90.19%
1-30 Days	4.43%	6.48%	5.44%	8.44%	4.65%	4.54%	12.31%	9.17%	15.51%	9.16%
31-60 Days	1.29%	2.21%	4.92%	3.31%	4.25%	0.94%	3.53%	4.72%	4.30%	0.23%
61-90 Days	0.92%	0.33%	1.97%	1.06%	0.40%	0.67%	1.40%	2.26%	1.81%	0.00%
91-120 Days	0.18%	1.07%	0.33%	0.22%	0.24%	0.00%	0.36%	0.30%	0.32%	0.00%
121-150 Days	0.16%	0.49%	0.00%	0.19%	0.00%	0.00%	0.00%	0.00%	0.00%	0.00%
151-180 Days	0.16%	0.05%	0.30%	0.17%	0.00%	0.00%	0.00%	0.00%	0.00%	0.00%
181+ Days	0.31%	0.00%	0.43%	0.48%	0.42%	0.44%	0.27%	0.30%	0.34%	0.42%
Current - 90 Days	99.20%	98.39%	98.94%	98.95%	99.34%	99.56%	99.37%	99.40%	99.34%	99.58%
91-180 Days	0.50%	1.61%	0.63%	0.57%	0.24%	0.00%	0.36%	0.30%	0.32%	0.00%



## Mortgages - La Hipotecaria Panama Migration Analysis (2000 Vintage)

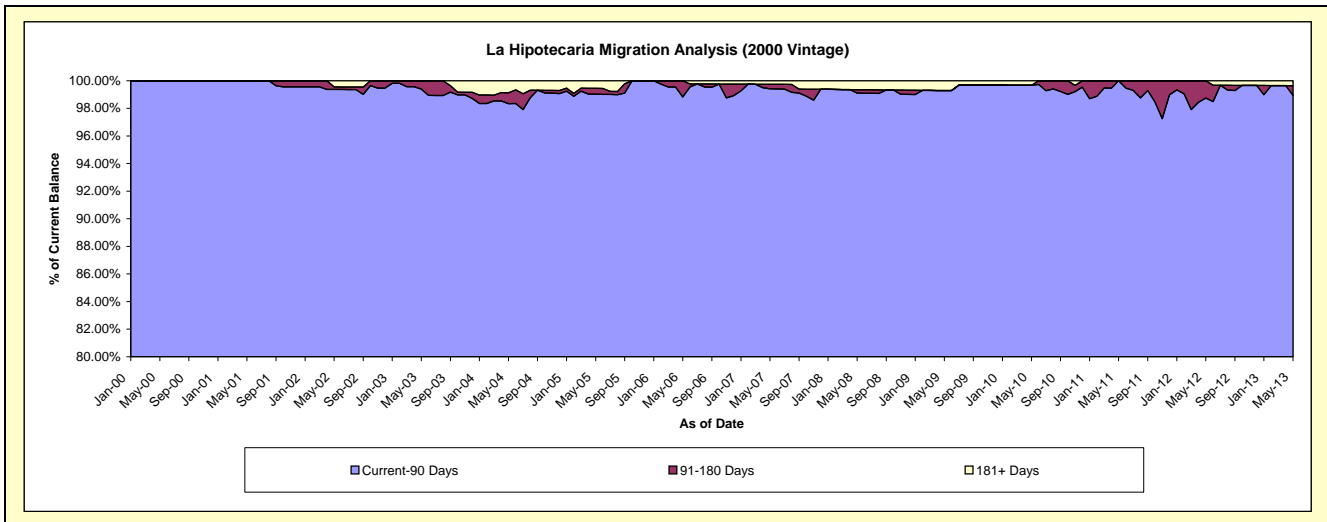
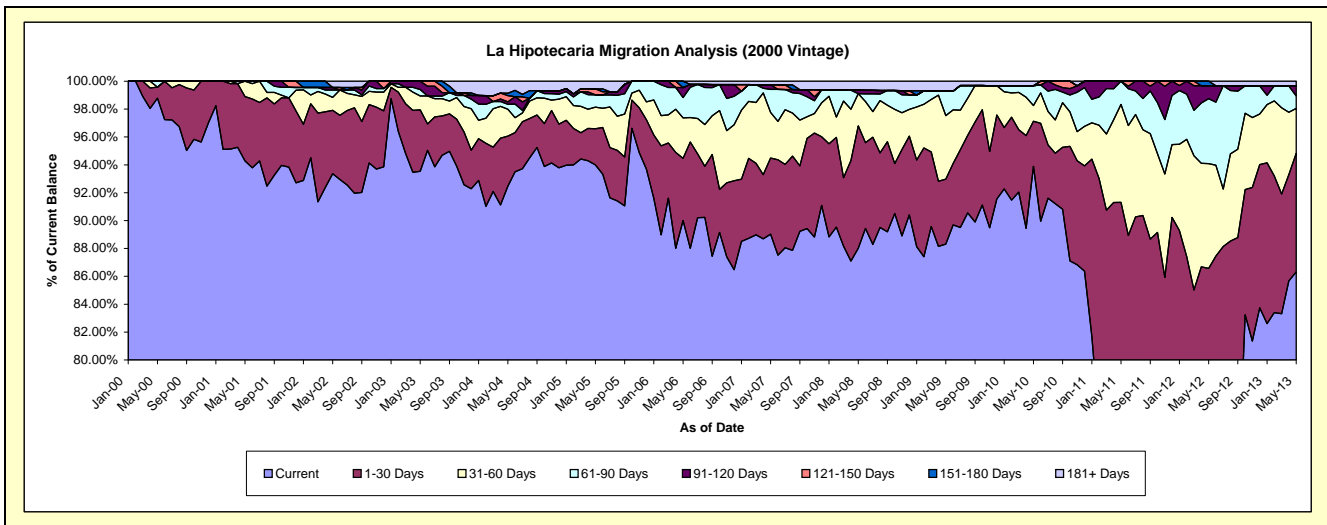
### Delinquency Status (\$ of Current Balance)

Data Cutoff: 5/31/2013

Current Portfolio Balance	11,111,964.52	9,852,815.45	8,538,770.38	7,585,751.03	6,881,942.41	6,303,790.42	5,905,681.39	5,448,234.82	4,993,272.95	4,544,379.35
	May-04	May-05	May-06	May-07	May-08	May-09	May-10	May-11	May-12	May-13
Current	10,275,649.47	9,261,105.54	7,684,584.62	6,752,945.06	6,057,205.80	5,567,036.94	5,544,642.73	3,926,447.91	3,415,216.18	3,922,540.44
1-30 Days	399,170.46	255,263.00	381,953.55	414,447.38	604,393.18	294,016.74	191,588.05	1,048,093.60	907,260.84	386,476.61
31-60 Days	214,403.88	153,491.45	248,002.60	248,345.89	158,675.05	286,983.58	66,406.03	383,008.81	375,460.22	146,699.36
61-90 Days	38,393.07	86,744.77	124,600.79	125,637.16	-	111,377.62	83,792.60	90,684.50	232,586.11	40,876.83
91-120 Days	19,944.80	-	60,378.32	25,123.56	17,292.84	-	-	-	46,657.18	31,693.69
121-150 Days	50,119.38	42,180.78	-	-	-	-	-	-	-	-
151-180 Days	18,234.32	-	39,250.50	-	-	-	-	-	16,092.42	-
181+ Days	96,049.14	54,029.91	-	19,251.98	44,375.54	44,375.54	19,251.98	-	-	16,092.42

### Delinquency Status (% of Current Balance)

Current Portfolio Balance	11,111,964.52	9,852,815.45	8,538,770.38	7,585,751.03	6,881,942.41	6,303,790.42	5,905,681.39	5,448,234.82	4,993,272.95	4,544,379.35
	May-04	May-05	May-06	May-07	May-08	May-09	May-10	May-11	May-12	May-13
Current	92.47%	93.99%	90.00%	89.02%	88.02%	88.31%	93.89%	72.07%	68.40%	86.32%
1-30 Days	3.59%	2.59%	4.47%	5.46%	8.78%	4.66%	3.24%	19.24%	18.17%	8.50%
31-60 Days	1.93%	1.56%	2.90%	3.27%	2.31%	4.55%	1.12%	7.03%	7.52%	3.23%
61-90 Days	0.35%	0.88%	1.46%	1.66%	0.00%	1.77%	1.42%	1.66%	4.66%	0.90%
91-120 Days	0.18%	0.00%	0.71%	0.33%	0.25%	0.00%	0.00%	0.00%	0.93%	0.70%
121-150 Days	0.45%	0.43%	0.00%	0.00%	0.00%	0.00%	0.00%	0.00%	0.00%	0.00%
151-180 Days	0.16%	0.00%	0.46%	0.00%	0.00%	0.00%	0.00%	0.00%	0.32%	0.00%
181+ Days	0.86%	0.55%	0.00%	0.25%	0.64%	0.70%	0.33%	0.00%	0.00%	0.35%
Current - 90 Days	98.34%	99.02%	98.83%	99.42%	99.10%	99.30%	99.67%	100.00%	98.74%	98.95%
91-180 Days	0.79%	0.43%	1.17%	0.33%	0.25%	0.00%	0.00%	0.00%	1.26%	0.70%



## Mortgages - La Hipotecaria Panama Migration Analysis (2001 Vintage)

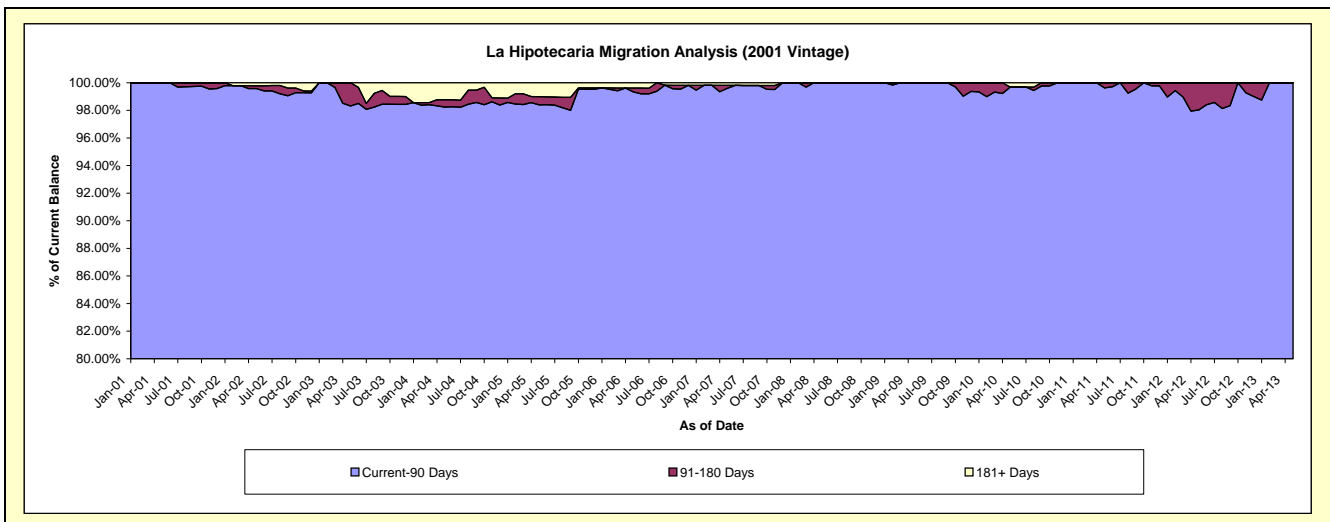
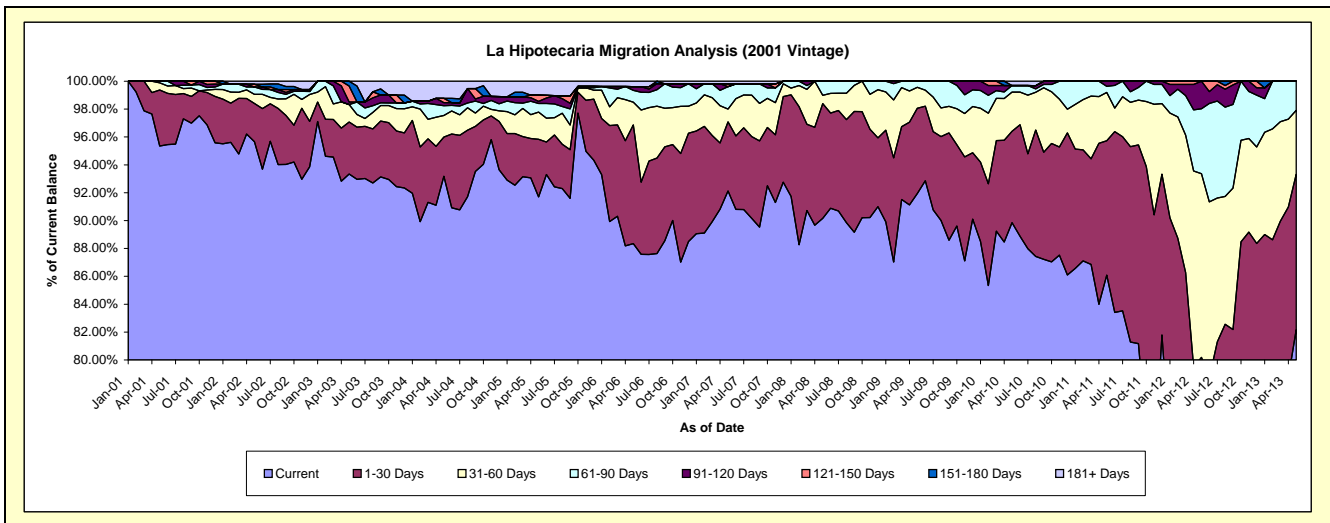
### Delinquency Status (\$ of Current Balance)

Data Cutoff: 5/31/2013

Current Portfolio Balance	10,961,409.56	9,738,095.65	8,721,701.05	7,930,159.47	7,273,167.73	6,620,908.08	6,152,886.03	5,689,831.69	5,369,843.48	4,600,224.31
	May-04	May-05	May-06	May-07	May-08	May-09	May-10	May-11	May-12	May-13
Current	10,214,007.36	8,929,587.42	7,704,838.65	7,305,867.64	6,557,546.91	6,087,255.10	5,528,262.29	4,898,030.12	3,214,606.17	3,780,185.56
1-30 Days	307,709.59	402,549.39	743,207.00	392,599.09	598,455.82	405,274.28	403,782.58	548,917.57	1,091,169.73	512,610.83
31-60 Days	170,899.91	190,123.97	142,437.88	73,458.77	43,459.92	99,427.59	173,009.90	197,168.86	707,866.68	211,523.87
61-90 Days	75,971.70	60,108.82	73,984.59	127,159.32	73,705.08	28,951.11	28,605.96	24,494.31	250,434.94	95,904.05
91-120 Days	24,111.30	15,107.63	23,537.74	-	-	-	-	21,220.83	105,765.96	-
121-150 Days	33,695.19	42,847.46	-	16,054.06	-	-	-	-	-	-
151-180 Days	-	-	-	-	-	-	-	-	-	-
181+ Days	135,014.51	97,770.96	33,695.19	15,020.59	-	-	19,225.30	-	-	-

### Delinquency Status (% of Current Balance)

Current Portfolio Balance	10,961,409.56	9,738,095.65	8,721,701.05	7,930,159.47	7,273,167.73	6,620,908.08	6,152,886.03	5,689,831.69	5,369,843.48	4,600,224.31
	May-04	May-05	May-06	May-07	May-08	May-09	May-10	May-11	May-12	May-13
Current	93.18%	91.70%	88.34%	92.13%	90.16%	91.94%	89.85%	86.08%	59.86%	82.17%
1-30 Days	2.81%	4.13%	8.52%	4.95%	8.23%	6.12%	6.56%	9.65%	20.32%	11.14%
31-60 Days	1.56%	1.95%	1.63%	0.93%	0.60%	1.50%	2.81%	3.47%	13.18%	4.60%
61-90 Days	0.69%	0.62%	0.85%	1.60%	1.01%	0.44%	0.46%	0.43%	4.66%	2.08%
91-120 Days	0.22%	0.16%	0.27%	0.00%	0.00%	0.00%	0.00%	0.37%	1.97%	0.00%
121-150 Days	0.31%	0.44%	0.00%	0.20%	0.00%	0.00%	0.00%	0.00%	0.00%	0.00%
151-180 Days	0.00%	0.00%	0.00%	0.00%	0.00%	0.00%	0.00%	0.00%	0.00%	0.00%
181+ Days	1.23%	1.00%	0.39%	0.19%	0.00%	0.00%	0.31%	0.00%	0.00%	0.00%
Current - 90 Days	98.24%	98.40%	99.34%	99.61%	100.00%	100.00%	99.69%	99.63%	98.03%	100.00%
91-180 Days	0.53%	0.60%	0.27%	0.20%	0.00%	0.00%	0.00%	0.37%	1.97%	0.00%



## Mortgages - La Hipotecaria Panama Migration Analysis (2002 Vintage)

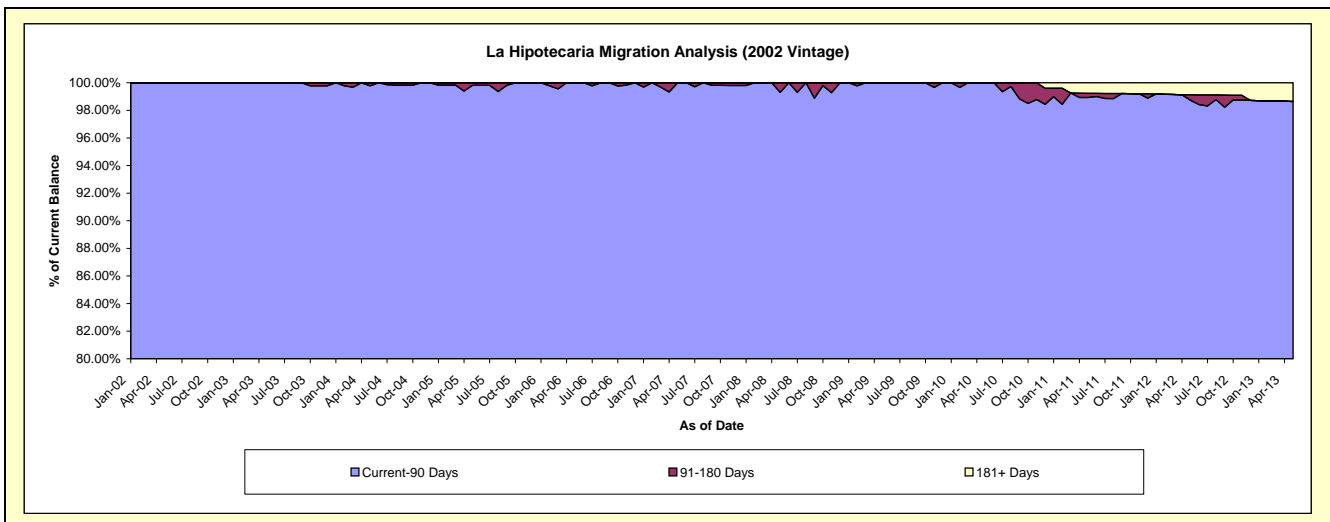
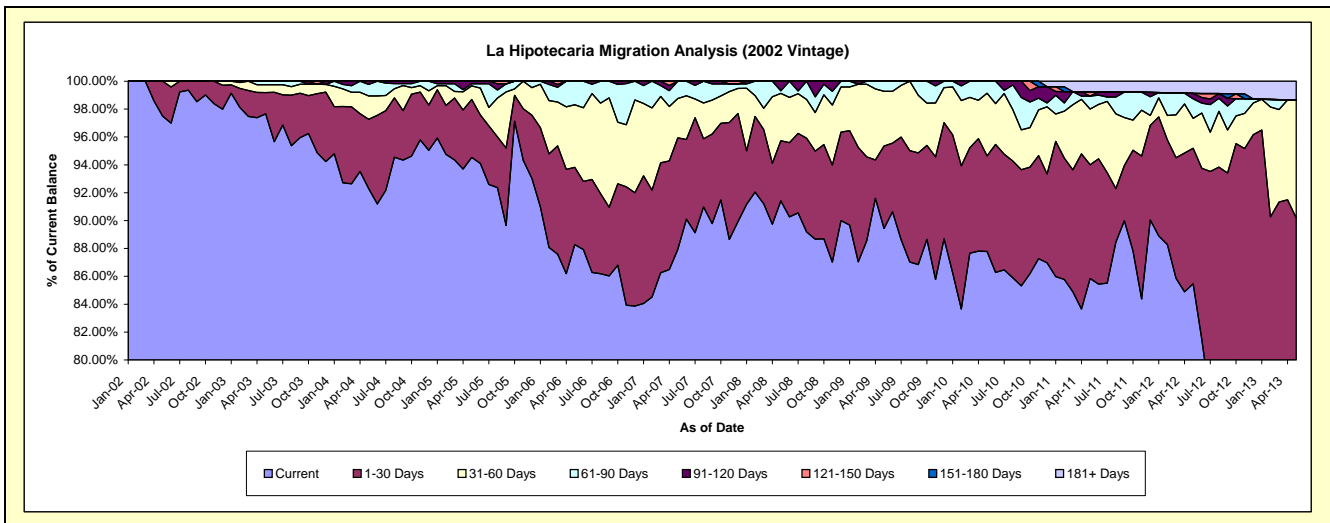
### Delinquency Status (\$ of Current Balance)

Data Cutoff: 5/31/2013

Current Portfolio Balance	9,639,201.28	9,117,234.91	8,155,947.92	7,315,379.65	6,750,272.89	6,273,142.04	5,914,797.55	5,459,973.40	4,750,662.89	4,228,142.66
	May-04	May-05	May-06	May-07	May-08	May-09	May-10	May-11	May-12	May-13
Current	8,896,899.26	8,618,611.09	7,199,899.58	6,432,456.33	6,170,787.08	5,610,575.49	5,192,348.71	4,686,929.61	4,059,921.69	2,924,261.47
1-30 Days	479,074.10	379,571.19	452,208.15	585,752.24	291,268.48	371,034.86	405,490.45	445,785.43	462,269.35	888,694.18
31-60 Days	161,370.24	89,073.18	366,387.65	206,816.28	229,030.25	246,220.10	265,714.83	218,093.67	102,002.91	357,785.31
61-90 Days	80,094.36	13,265.47	137,452.54	90,354.80	12,588.77	45,311.59	51,243.56	50,960.82	66,368.32	-
91-120 Days	21,763.32	16,713.98	-	-	46,598.31	-	-	-	18,595.94	-
121-150 Days	-	-	-	-	-	-	-	16,699.19	-	-
151-180 Days	-	-	-	-	-	-	-	-	-	-
181+ Days	-	-	-	-	-	-	-	41,504.68	41,504.68	57,401.70

### Delinquency Status (% of Current Balance)

Current Portfolio Balance	9,639,201.28	9,117,234.91	8,155,947.92	7,315,379.65	6,750,272.89	6,273,142.04	5,914,797.55	5,459,973.40	4,750,662.89	4,228,142.66
	May-04	May-05	May-06	May-07	May-08	May-09	May-10	May-11	May-12	May-13
Current	92.30%	94.53%	88.28%	87.93%	91.42%	89.44%	87.79%	85.84%	85.46%	69.16%
1-30 Days	4.97%	4.16%	5.54%	8.01%	4.31%	5.91%	6.86%	8.16%	9.73%	21.02%
31-60 Days	1.67%	0.98%	4.49%	2.83%	3.39%	3.92%	4.49%	3.99%	2.15%	8.46%
61-90 Days	0.83%	0.15%	1.69%	1.24%	0.19%	0.72%	0.87%	0.93%	1.40%	0.00%
91-120 Days	0.23%	0.18%	0.00%	0.00%	0.69%	0.00%	0.00%	0.00%	0.39%	0.00%
121-150 Days	0.00%	0.00%	0.00%	0.00%	0.00%	0.00%	0.00%	0.31%	0.00%	0.00%
151-180 Days	0.00%	0.00%	0.00%	0.00%	0.00%	0.00%	0.00%	0.00%	0.00%	0.00%
181+ Days	0.00%	0.00%	0.00%	0.00%	0.00%	0.00%	0.00%	0.76%	0.87%	1.36%
Current - 90 Days	99.77%	99.82%	100.00%	100.00%	99.31%	100.00%	100.00%	98.93%	98.73%	98.64%
91-180 Days	0.23%	0.18%	0.00%	0.00%	0.69%	0.00%	0.00%	0.31%	0.39%	0.00%





## Mortgages - La Hipotecaria Panama Migration Analysis (2003 Vintage)

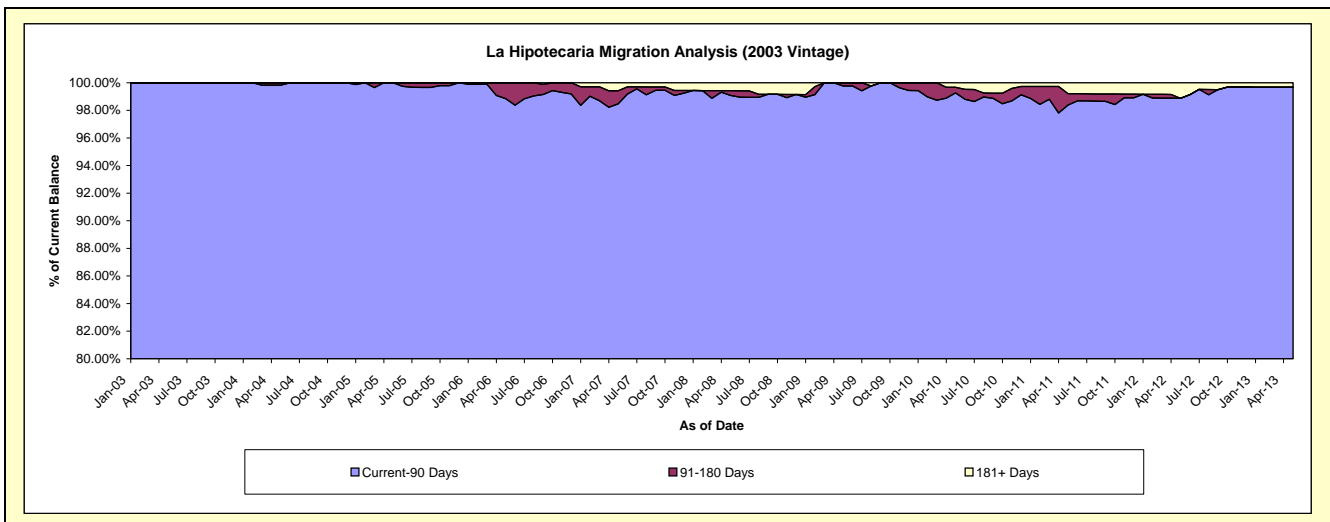
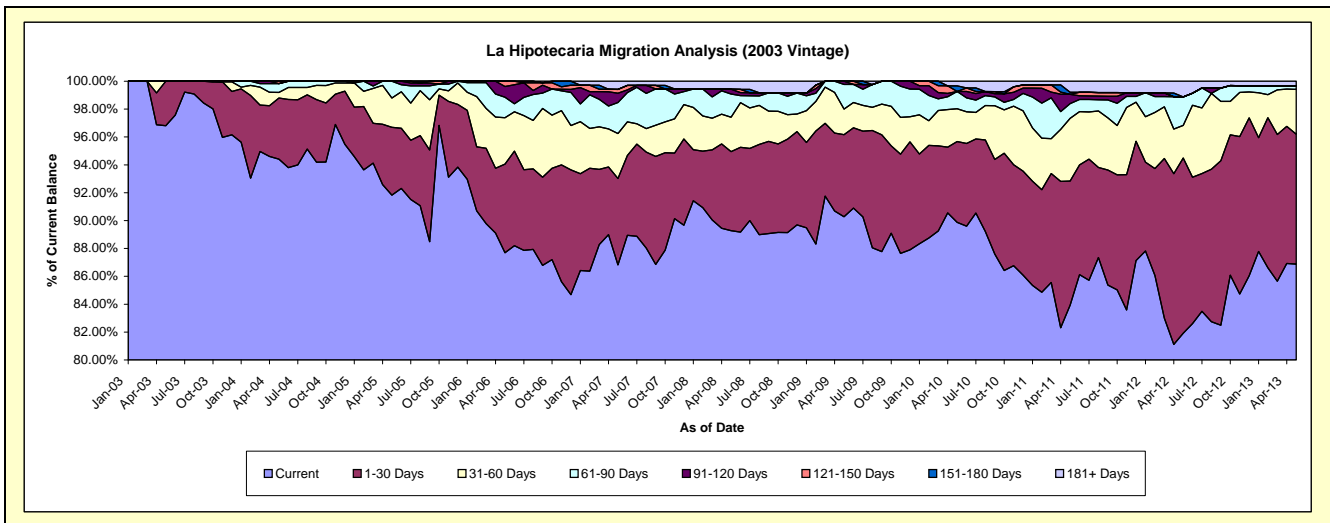
### Delinquency Status (\$ of Current Balance)

Data Cutoff: 5/31/2013

Current Portfolio Balance	13,487,852.83	13,005,666.42	12,220,114.68	11,144,474.77	10,390,387.65	9,534,259.87	9,020,699.58	8,338,562.69	7,727,703.60	7,066,293.63
	May-04	May-05	May-06	May-07	May-08	May-09	May-10	May-11	May-12	May-13
Current	12,734,332.38	11,941,795.72	10,715,901.42	9,675,875.56	9,276,126.50	8,607,446.58	8,107,091.61	6,997,964.55	6,330,432.96	6,139,187.17
1-30 Days	591,494.71	633,425.62	778,001.55	690,375.88	588,872.29	560,830.46	523,259.28	742,736.86	971,126.66	658,609.56
31-60 Days	54,249.32	273,835.59	405,922.46	359,330.02	257,215.22	175,324.73	211,886.54	376,013.08	180,960.65	227,471.90
61-90 Days	84,496.07	156,609.49	179,441.12	248,897.50	172,647.74	168,379.58	112,177.45	87,482.74	158,413.77	17,911.40
91-120 Days	-	-	94,082.31	73,836.22	36,019.68	22,278.52	-	56,125.30	-	-
121-150 Days	23,280.35	-	46,765.82	31,147.13	-	-	386.50	-	-	-
151-180 Days	-	-	-	-	-	-	36,210.93	12,392.91	-	-
181+ Days	-	-	-	65,012.46	59,506.22	-	29,687.27	65,847.25	86,769.56	23,113.60

### Delinquency Status (% of Current Balance)

Current Portfolio Balance	13,487,852.83	13,005,666.42	12,220,114.68	11,144,474.77	10,390,387.65	9,534,259.87	9,020,699.58	8,338,562.69	7,727,703.60	7,066,293.63
	May-04	May-05	May-06	May-07	May-08	May-09	May-10	May-11	May-12	May-13
Current	94.41%	91.82%	87.69%	86.82%	89.28%	90.28%	89.87%	83.92%	81.92%	86.88%
1-30 Days	4.39%	4.87%	6.37%	6.19%	5.67%	5.88%	5.80%	8.91%	12.57%	9.32%
31-60 Days	0.40%	2.11%	3.32%	3.22%	2.48%	1.84%	2.35%	4.51%	2.34%	3.22%
61-90 Days	0.63%	1.20%	1.47%	2.23%	1.68%	1.77%	1.24%	1.05%	2.05%	0.25%
91-120 Days	0.00%	0.00%	0.77%	0.66%	0.35%	0.23%	0.00%	0.67%	0.00%	0.00%
121-150 Days	0.17%	0.00%	0.38%	0.28%	0.00%	0.00%	0.00%	0.00%	0.00%	0.00%
151-180 Days	0.00%	0.00%	0.00%	0.00%	0.00%	0.00%	0.40%	0.15%	0.00%	0.00%
181+ Days	0.00%	0.00%	0.00%	0.58%	0.57%	0.00%	0.33%	0.79%	1.12%	0.33%
Current - 90 Days	99.83%	100.00%	98.85%	98.47%	99.08%	99.77%	99.27%	98.39%	98.88%	99.67%
91-180 Days	0.17%	0.00%	1.15%	0.94%	0.35%	0.23%	0.41%	0.82%	0.00%	0.00%



## Mortgages - La Hipotecaria Panama Migration Analysis (2004 Vintage)

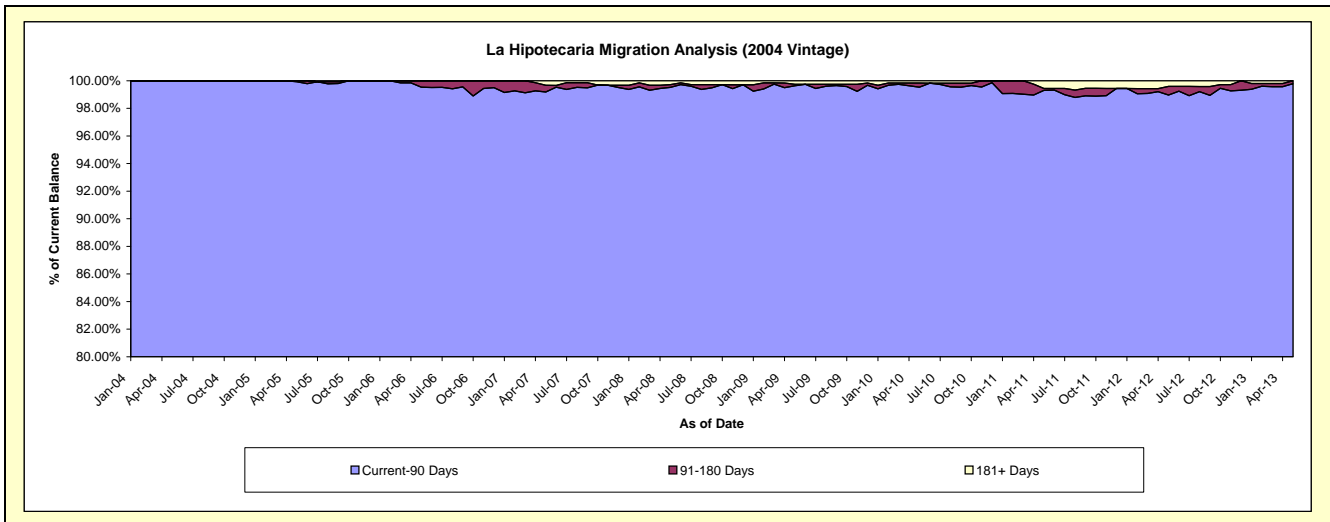
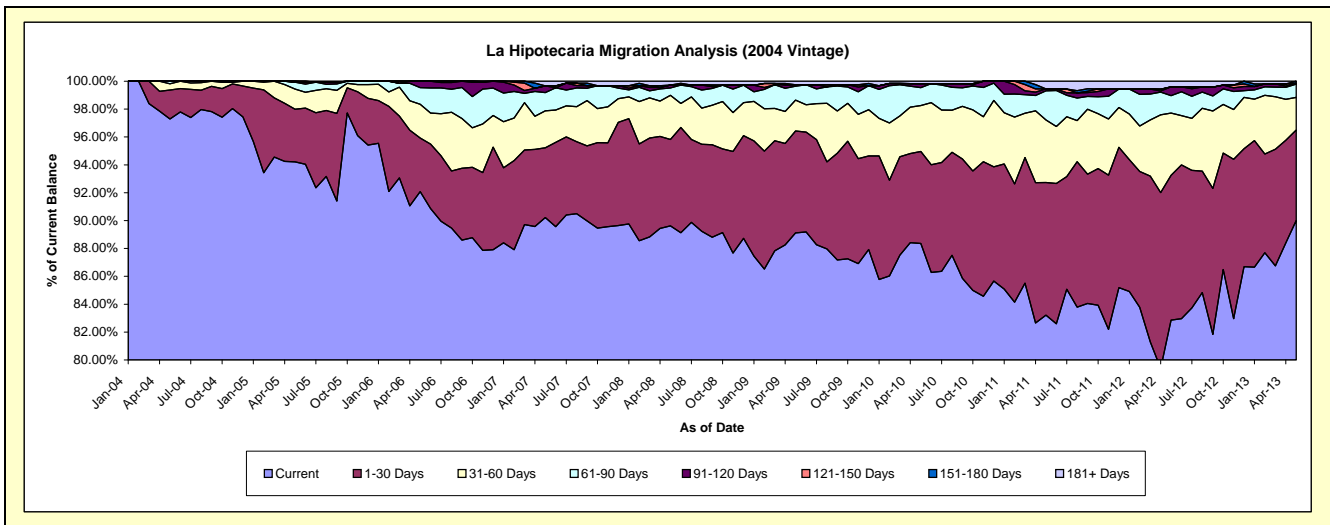
### Delinquency Status (\$ of Current Balance)

Data Cutoff: 5/31/2013

Current Portfolio Balance	8,220,193.88	22,375,183.85	21,337,007.85	19,851,776.08	18,355,928.04	17,358,487.05	16,360,706.50	15,221,050.36	13,951,954.62	12,418,972.14
	May-04	May-05	May-06	May-07	May-08	May-09	May-10	May-11	May-12	May-13
Current	7,997,714.02	21,080,704.06	19,646,449.38	17,909,634.00	16,450,396.27	15,468,357.58	14,456,853.89	12,665,472.32	11,561,071.59	11,176,542.90
1-30 Days	170,492.17	843,688.05	821,679.17	994,020.01	1,138,260.80	1,270,449.87	1,080,009.49	1,449,188.42	1,448,942.19	807,933.25
31-60 Days	36,663.55	324,753.06	514,997.24	525,905.70	582,817.80	385,126.69	538,439.56	684,006.90	623,166.54	290,444.10
61-90 Days	15,324.14	110,750.27	255,113.59	261,291.41	96,929.94	171,836.16	210,159.55	317,059.47	174,692.06	118,020.59
91-120 Days	-	-	98,768.47	95,485.44	36,821.95	19,381.05	47,851.04	20,903.09	87,488.36	7,932.94
121-150 Days	-	15,288.41	-	-	-	-	-	-	-	-
151-180 Days	-	-	-	-	-	-	-	-	-	18,098.36
181+ Days	-	-	-	65,439.52	50,701.28	43,335.70	27,392.97	84,420.16	56,593.88	-

### Delinquency Status (% of Current Balance)

Current Portfolio Balance	8,220,193.88	22,375,183.85	21,337,007.85	19,851,776.08	18,355,928.04	17,358,487.05	16,360,706.50	15,221,050.36	13,951,954.62	12,418,972.14
	May-04	May-05	May-06	May-07	May-08	May-09	May-10	May-11	May-12	May-13
Current	97.29%	94.21%	92.08%	90.22%	89.62%	89.11%	88.36%	83.21%	82.86%	90.00%
1-30 Days	2.07%	3.77%	3.85%	5.01%	6.20%	7.32%	6.60%	9.52%	10.39%	6.51%
31-60 Days	0.45%	1.45%	2.41%	2.65%	3.18%	2.22%	3.29%	4.49%	4.47%	2.34%
61-90 Days	0.19%	0.49%	1.20%	1.32%	0.53%	0.99%	1.28%	2.08%	1.25%	0.95%
91-120 Days	0.00%	0.00%	0.46%	0.48%	0.20%	0.11%	0.29%	0.14%	0.63%	0.06%
121-150 Days	0.00%	0.07%	0.00%	0.00%	0.00%	0.00%	0.00%	0.00%	0.00%	0.00%
151-180 Days	0.00%	0.00%	0.00%	0.00%	0.00%	0.00%	0.00%	0.00%	0.00%	0.15%
181+ Days	0.00%	0.00%	0.00%	0.33%	0.28%	0.25%	0.17%	0.55%	0.41%	0.00%
Current - 90 Days	100.00%	99.93%	99.54%	99.19%	99.52%	99.64%	99.54%	99.31%	98.97%	99.79%
91-180 Days	0.00%	0.07%	0.46%	0.48%	0.20%	0.11%	0.29%	0.14%	0.63%	0.21%



# Mortgages - La Hipotecaria Panama Migration Analysis (2005 Vintage)

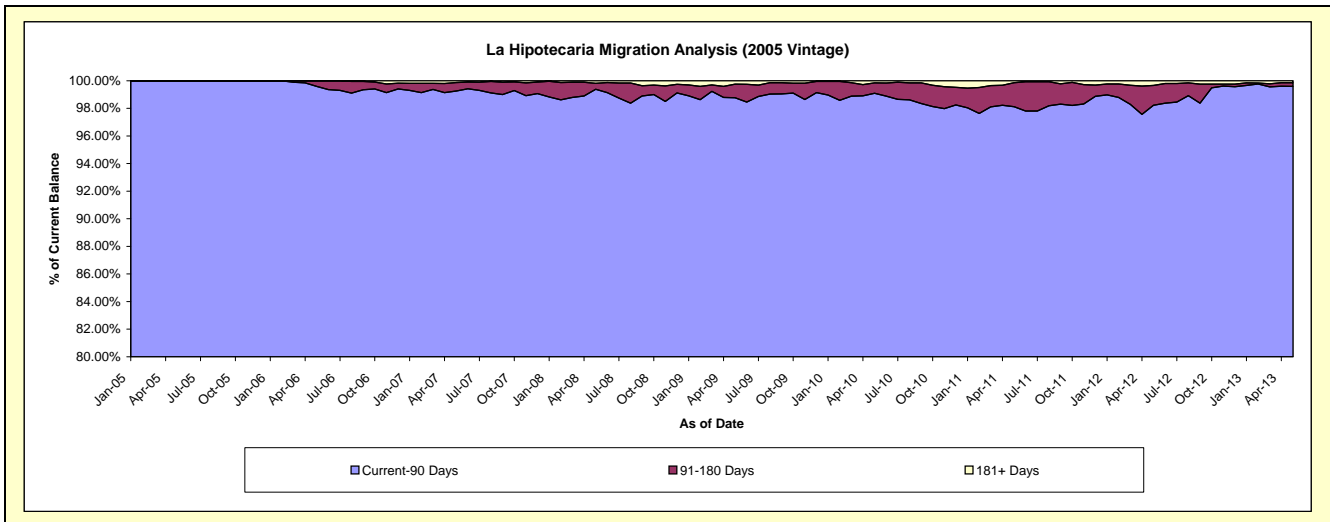
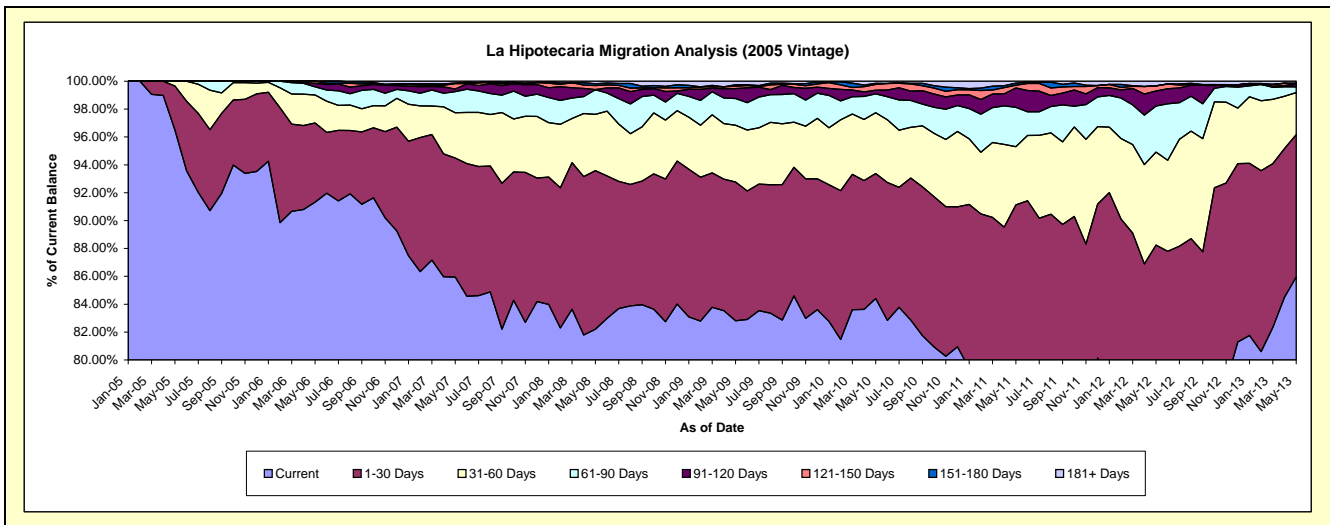
## Delinquency Status (\$ of Current Balance)

Data Cutoff: 5/31/2013

Current Portfolio Balance	-	12,029,701.94	37,914,323.31	36,186,978.94	33,953,254.66	32,083,440.41	30,117,948.67	28,120,890.96	25,433,963.43	23,314,632.35
	May-05	May-06	May-07	May-08	May-09	May-10	May-11	May-12	May-13	
Current	11,608,460.46	34,624,146.77	31,101,473.32	27,911,108.88	26,567,758.03	25,423,410.22	22,011,779.17	18,982,490.94	20,037,724.22	
1-30 Days	379,370.98	2,154,244.13	3,091,821.50	3,861,311.41	3,194,756.20	2,700,768.53	3,614,149.90	3,460,928.19	2,383,519.25	
31-60 Days	41,870.50	760,443.34	1,173,526.16	1,375,411.58	1,307,521.65	1,313,017.81	1,172,876.17	1,698,250.96	704,215.17	
61-90 Days	-	222,461.63	551,373.18	597,723.01	617,336.07	407,910.00	794,620.67	840,591.96	95,093.48	
91-120 Days	-	95,276.42	65,604.61	5,477.76	225,017.46	78,665.09	392,896.16	272,194.23	42,936.45	
121-150 Days	-	57,751.02	140,680.70	96,157.95	57,072.82	123,992.12	52,721.00	94,041.87	-	
151-180 Days	-	-	17,084.35	43,384.33	34,082.41	23,703.33	44,116.84	-	17,860.42	
181+ Days	-	-	45,415.12	62,679.74	79,895.77	46,481.57	37,731.05	85,465.28	33,283.36	

## Delinquency Status (% of Current Balance)

Current Portfolio Balance	-	12,029,701.94	37,914,323.31	36,186,978.94	33,953,254.66	32,083,440.41	30,117,948.67	28,120,890.96	25,433,963.43	23,314,632.35
	May-05	May-06	May-07	May-08	May-09	May-10	May-11	May-12	May-13	
Current	96.50%	91.32%	85.95%	82.20%	82.81%	84.41%	78.28%	74.63%	85.94%	
1-30 Days	3.15%	5.68%	8.54%	11.37%	9.96%	8.97%	12.85%	13.61%	10.22%	
31-60 Days	0.35%	2.01%	3.24%	4.05%	4.08%	4.36%	4.17%	6.68%	3.02%	
61-90 Days	0.00%	0.59%	1.52%	1.76%	1.92%	1.35%	2.83%	3.30%	0.41%	
91-120 Days	0.00%	0.25%	0.18%	0.02%	0.70%	0.26%	1.40%	1.07%	0.18%	
121-150 Days	0.00%	0.15%	0.39%	0.28%	0.18%	0.41%	0.19%	0.37%	0.00%	
151-180 Days	0.00%	0.00%	0.05%	0.13%	0.11%	0.08%	0.16%	0.00%	0.08%	
181+ Days	0.00%	0.00%	0.13%	0.18%	0.25%	0.15%	0.13%	0.34%	0.14%	
Current - 90 Days	100.00%	99.60%	99.26%	99.39%	98.77%	99.09%	98.12%	98.22%	99.60%	
91-180 Days	0.00%	0.40%	0.62%	0.43%	0.99%	0.75%	1.74%	1.44%	0.26%	



## Mortgages - La Hipotecaria Panama Migration Analysis (2006 Vintage)

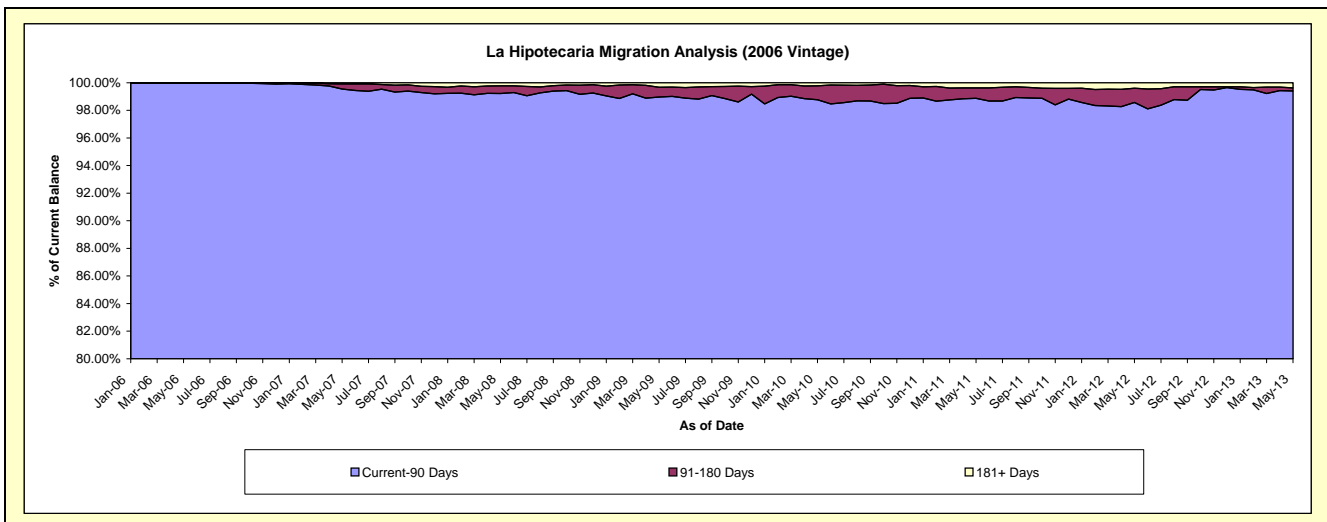
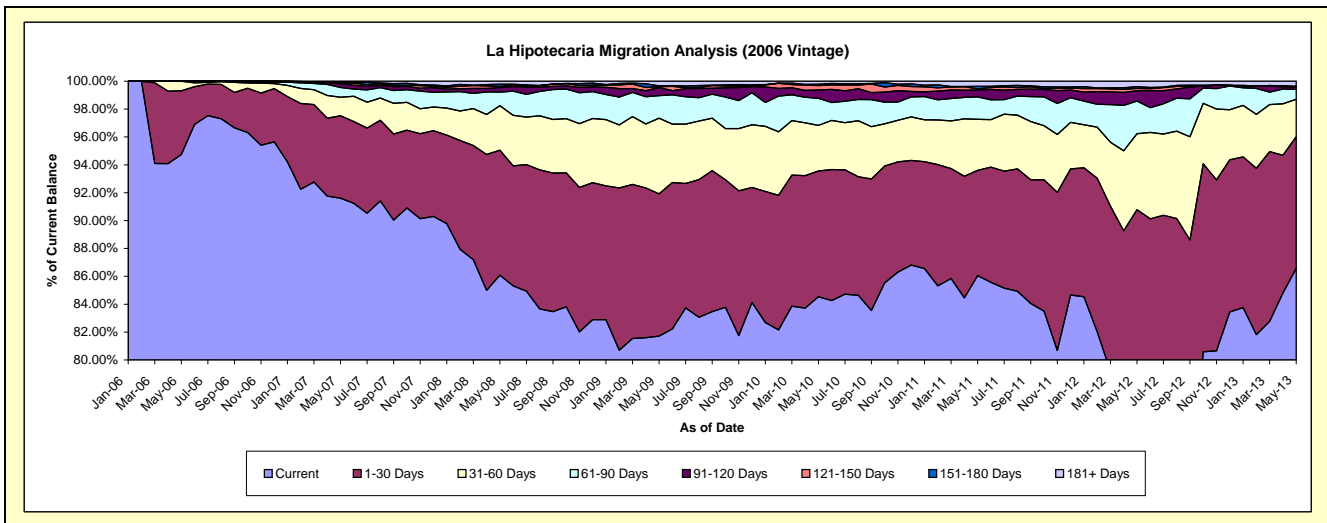
### Delinquency Status (\$ of Current Balance)

Data Cutoff: 5/31/2013

Current Portfolio Balance	-	-	22,317,562.19	61,205,961.79	58,162,674.44	55,014,165.14	52,211,801.73	49,145,594.60	45,501,248.36	41,291,297.28
	May-06	May-07	May-08	May-09	May-10	May-11	May-12	May-13		
Current	21,143,088.13	56,067,883.24	50,067,882.78	44,954,491.98	44,136,554.12	42,287,814.69	35,441,724.68	35,742,959.50		
1-30 Days	1,021,349.52	3,622,093.63	5,218,423.76	5,610,396.76	4,713,415.62	3,715,584.32	5,862,727.09	3,903,993.66		
31-60 Days	153,124.54	810,482.35	1,855,244.49	2,992,535.96	1,704,542.67	1,796,913.38	2,484,734.37	1,108,232.44		
61-90 Days	-	430,119.23	570,217.71	888,470.71	1,013,977.84	792,483.16	1,063,803.18	292,615.70		
91-120 Days	-	161,832.98	182,042.77	320,187.28	314,776.03	241,251.16	332,968.72	64,004.29		
121-150 Days	-	36,625.63	47,198.39	32,846.99	164,736.69	38,558.73	81,604.75	12,538.93		
151-180 Days	-	27,950.59	96,402.32	35,199.57	47,879.18	90,388.55	56,385.85	14,662.51		
181+ Days	-	48,974.14	125,262.22	180,035.89	115,919.58	182,600.61	177,299.72	152,290.25		

### Delinquency Status (% of Current Balance)

Current Portfolio Balance	-	-	22,317,562.19	61,205,961.79	58,162,674.44	55,014,165.14	52,211,801.73	49,145,594.60	45,501,248.36	41,291,297.28
	May-06	May-07	May-08	May-09	May-10	May-11	May-12	May-13		
Current	94.74%	91.61%	86.08%	81.71%	84.53%	86.05%	77.89%	86.56%		
1-30 Days	4.58%	5.92%	8.97%	10.20%	9.03%	7.56%	12.88%	9.45%		
31-60 Days	0.69%	1.32%	3.19%	5.44%	3.26%	3.66%	5.46%	2.68%		
61-90 Days	0.00%	0.70%	0.98%	1.61%	1.94%	1.61%	2.34%	0.71%		
91-120 Days	0.00%	0.26%	0.31%	0.58%	0.60%	0.49%	0.73%	0.16%		
121-150 Days	0.00%	0.06%	0.08%	0.06%	0.32%	0.08%	0.18%	0.03%		
151-180 Days	0.00%	0.05%	0.17%	0.06%	0.09%	0.18%	0.12%	0.04%		
181+ Days	0.00%	0.08%	0.22%	0.33%	0.22%	0.37%	0.39%	0.37%		
Current - 90 Days	100.00%	99.55%	99.22%	98.97%	98.77%	98.88%	98.58%	99.41%		
91-180 Days	0.00%	0.37%	0.56%	0.71%	1.01%	0.75%	1.04%	0.22%		



## Mortgages - La Hipotecaria Panama Migration Analysis (2007 Vintage)

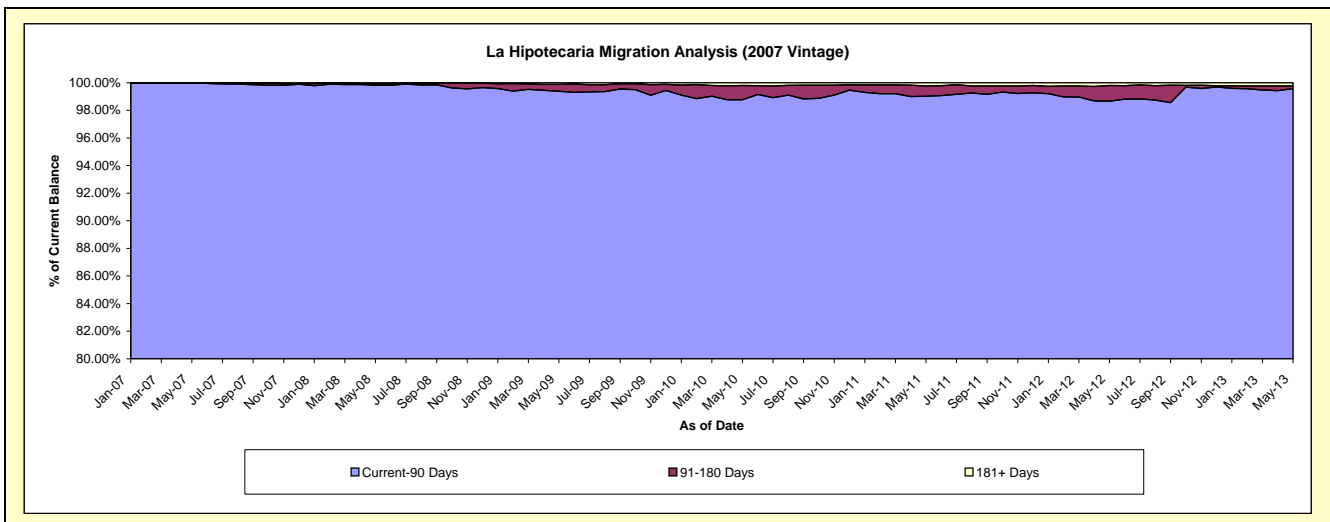
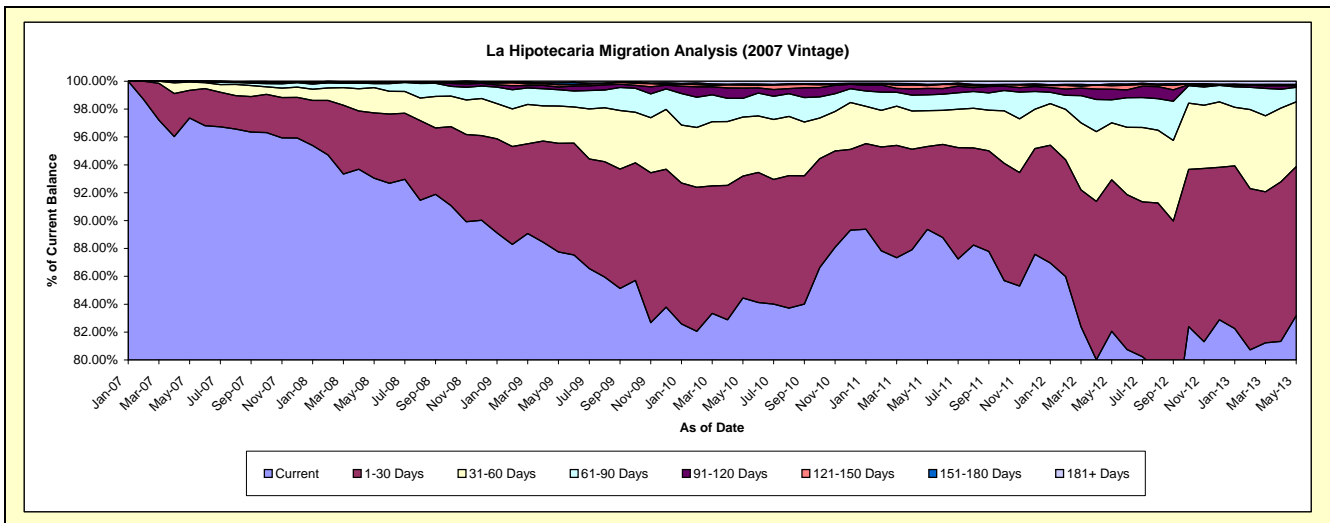
### Delinquency Status (\$ of Current Balance)

Data Cutoff: 5/31/2013

Current Portfolio Balance	-	-	-	24,926,674.60	69,464,071.07	66,918,830.90	64,282,429.26	60,097,121.09	55,814,517.34	50,962,391.00
	May-07	May-08	May-09	May-10	May-11	May-12	May-13			
Current	24,268,713.24	64,630,687.24	58,720,006.41	54,284,030.30	53,709,924.44	45,797,102.59	42,382,600.34			
1-30 Days	493,659.79	3,251,067.89	5,216,909.73	5,621,047.85	3,570,375.46	6,069,037.34	5,456,457.82			
31-60 Days	151,028.90	1,266,233.85	1,794,120.22	2,723,565.73	1,548,212.69	2,281,130.05	2,367,172.00			
61-90 Days	13,272.67	199,087.31	777,759.99	862,272.28	684,301.41	924,858.23	536,732.15			
91-120 Days	-	40,461.57	136,221.32	475,508.46	274,423.41	423,524.96	56,130.73			
121-150 Days	-	18,931.31	105,242.04	140,273.78	125,368.98	140,773.11	-			
151-180 Days	-	-	91,130.60	46,800.14	47,856.33	68,405.15	45,573.54			
181+ Days	-	57,601.90	77,440.59	128,930.72	136,658.37	109,685.91	117,724.42			

### Delinquency Status (% of Current Balance)

Current Portfolio Balance	-	-	-	24,926,674.60	69,464,071.07	66,918,830.90	64,282,429.26	60,097,121.09	55,814,517.34	50,962,391.00
	May-07	May-08	May-09	May-10	May-11	May-12	May-13			
Current	97.36%	93.04%	87.75%	84.45%	89.37%	82.05%	83.16%			
1-30 Days	1.98%	4.68%	7.80%	8.74%	5.94%	10.87%	10.71%			
31-60 Days	0.61%	1.82%	2.68%	4.24%	2.58%	4.09%	4.64%			
61-90 Days	0.05%	0.29%	1.16%	1.34%	1.14%	1.66%	1.05%			
91-120 Days	0.00%	0.06%	0.20%	0.74%	0.46%	0.76%	0.11%			
121-150 Days	0.00%	0.03%	0.16%	0.22%	0.21%	0.25%	0.00%			
151-180 Days	0.00%	0.00%	0.14%	0.07%	0.08%	0.12%	0.09%			
181+ Days	0.00%	0.08%	0.12%	0.20%	0.23%	0.20%	0.23%			
Current - 90 Days	100.00%	99.83%	99.39%	98.77%	99.03%	98.67%	99.57%			
91-180 Days	0.00%	0.09%	0.50%	1.03%	0.74%	1.13%	0.20%			



# Mortgages - La Hipotecaria Panama Migration Analysis (2008 Vintage)

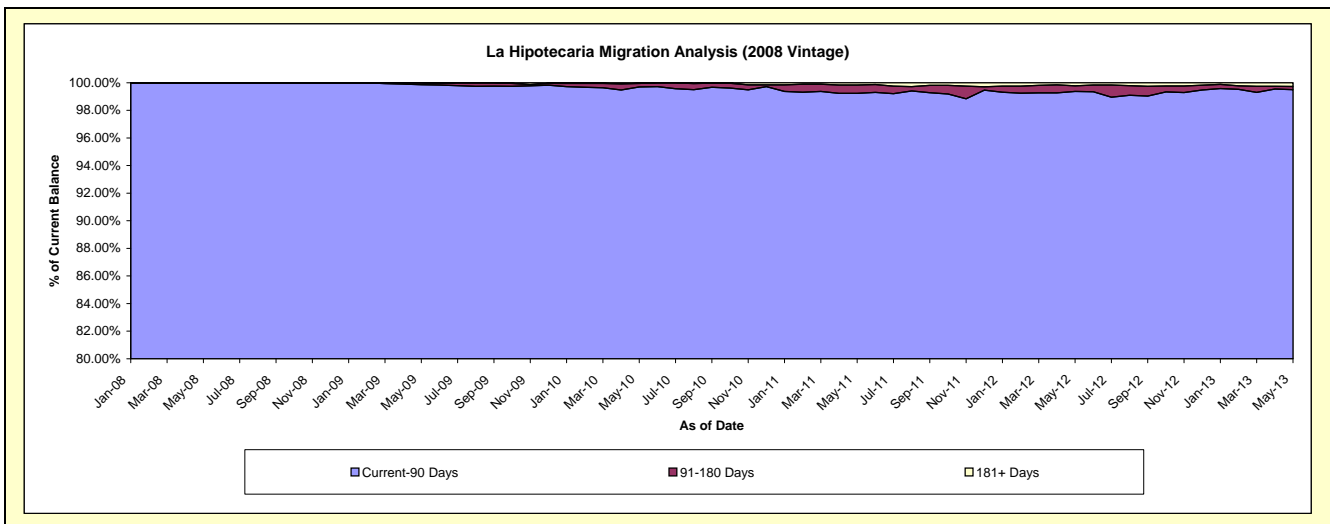
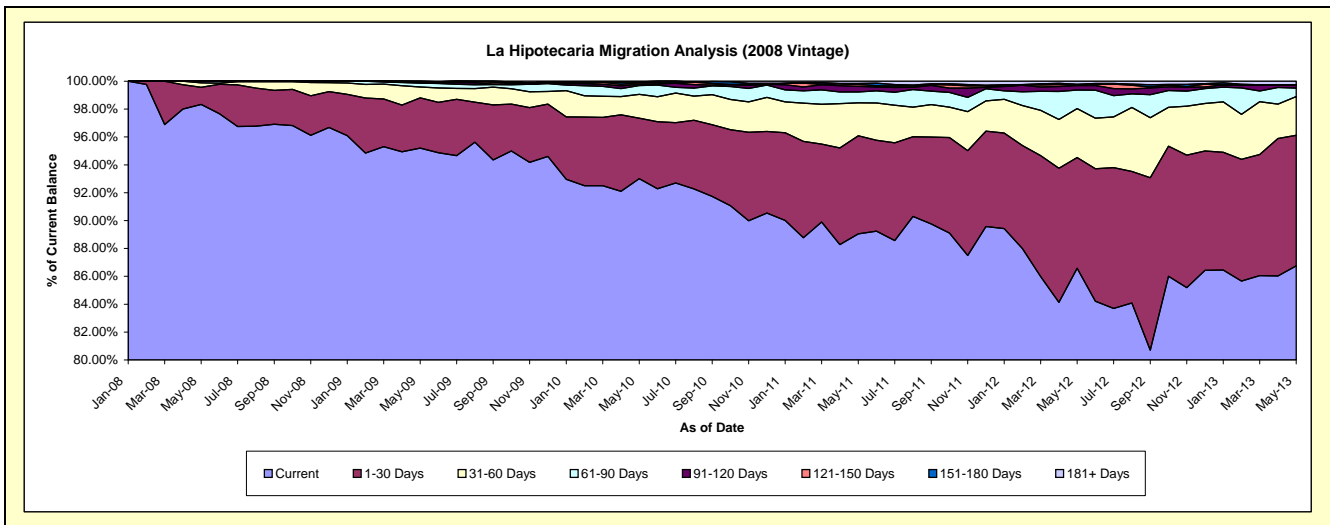
## Delinquency Status (\$ of Current Balance)

Data Cutoff: 5/31/2013

Current Portfolio Balance	-	-	-	-	28,626,107.38	63,393,177.79	61,384,016.36	58,512,631.72	54,560,325.56	50,574,956.62
					May-08	May-09	May-10	May-11	May-12	May-13
Current					28,147,977.36	60,352,824.40	57,092,915.48	52,103,846.20	47,237,864.29	43,871,649.34
1-30 Days					352,023.51	2,286,132.31	2,661,059.53	4,118,554.85	4,336,197.43	4,740,234.18
31-60 Days					94,285.08	494,166.50	1,052,359.36	1,380,238.60	1,916,933.53	1,406,451.04
61-90 Days					31,821.43	173,966.14	390,847.52	461,229.03	725,926.80	306,737.07
91-120 Days					-	53,191.43	54,822.49	234,259.43	173,832.50	117,118.63
121-150 Days					-	1,113.93	59,796.43	82,426.94	34,248.35	-
151-180 Days					-	31,783.08	46,667.01	36,365.72	18,003.67	-
181+ Days					-	-	25,548.54	95,710.95	117,318.99	132,766.36

## Delinquency Status (% of Current Balance)

Current Portfolio Balance	-	-	-	-	28,626,107.38	63,393,177.79	61,384,016.36	58,512,631.72	54,560,325.56	50,574,956.62
					May-08	May-09	May-10	May-11	May-12	May-13
Current					98.33%	95.20%	93.01%	89.05%	86.58%	86.75%
1-30 Days					1.23%	3.61%	4.34%	7.04%	7.95%	9.37%
31-60 Days					0.33%	0.78%	1.71%	2.36%	3.51%	2.78%
61-90 Days					0.11%	0.27%	0.64%	0.79%	1.33%	0.61%
91-120 Days					0.00%	0.08%	0.09%	0.40%	0.32%	0.23%
121-150 Days					0.00%	0.00%	0.10%	0.14%	0.06%	0.00%
151-180 Days					0.00%	0.05%	0.08%	0.06%	0.03%	0.00%
181+ Days					0.00%	0.00%	0.04%	0.16%	0.22%	0.26%
Current - 90 Days					100.00%	99.86%	99.70%	99.23%	99.37%	99.51%
91-180 Days					0.00%	0.14%	0.26%	0.60%	0.41%	0.23%



## Mortgages - La Hipotecaria Panama Migration Analysis (2009 Vintage)

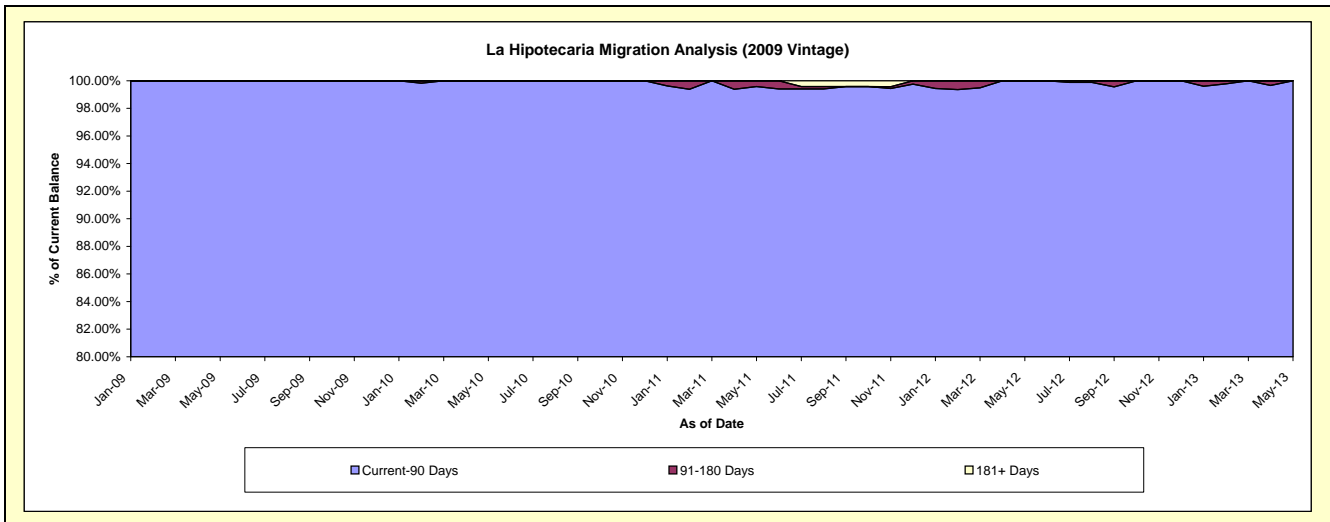
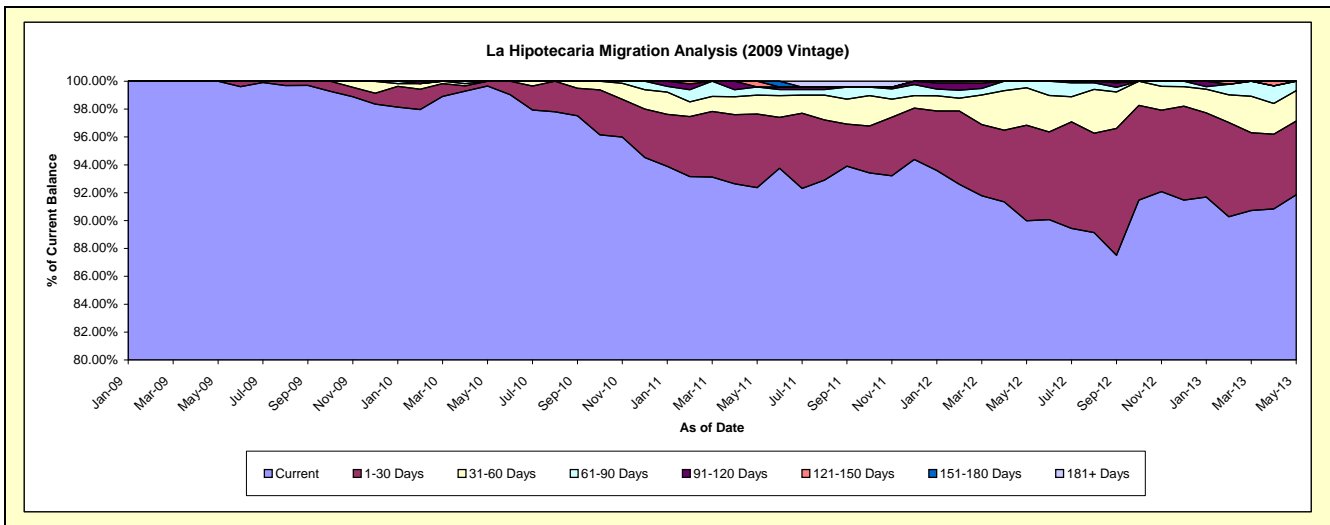
### Delinquency Status (\$ of Current Balance)

Data Cutoff: 5/31/2013

Current Portfolio Balance	-	-	-	-	-	6,897,082.22	12,602,036.10	12,167,286.61	11,618,973.28	10,669,669.73
						May-09	May-10	May-11	May-12	May-13
Current						6,897,082.22	12,559,312.16	11,238,529.71	10,456,385.08	9,799,475.12
1-30 Days						-	42,723.94	642,560.07	795,988.66	564,609.88
31-60 Days						-	-	165,251.48	311,797.47	233,634.69
61-90 Days						-	-	70,408.96	54,802.07	71,950.04
91-120 Days						-	-	-	-	-
121-150 Days						-	-	50,536.39	-	-
151-180 Days						-	-	-	-	-
181+ Days						-	-	-	-	-

### Delinquency Status (% of Current Balance)

Current Portfolio Balance	-	-	-	-	-	6,897,082.22	12,602,036.10	12,167,286.61	11,618,973.28	10,669,669.73
						May-09	May-10	May-11	May-12	May-13
Current						100.00%	99.66%	92.37%	89.99%	91.84%
1-30 Days						0.00%	0.34%	5.28%	6.85%	5.29%
31-60 Days						0.00%	0.00%	1.36%	2.68%	2.19%
61-90 Days						0.00%	0.00%	0.58%	0.47%	0.67%
91-120 Days						0.00%	0.00%	0.00%	0.00%	0.00%
121-150 Days						0.00%	0.00%	0.42%	0.00%	0.00%
151-180 Days						0.00%	0.00%	0.00%	0.00%	0.00%
181+ Days						0.00%	0.00%	0.00%	0.00%	0.00%
Current - 90 Days						100.00%	100.00%	99.58%	100.00%	100.00%
91-180 Days						0.00%	0.00%	0.42%	0.00%	0.00%



# Mortgages - La Hipotecaria Panama Migration Analysis (2010 Vintage)

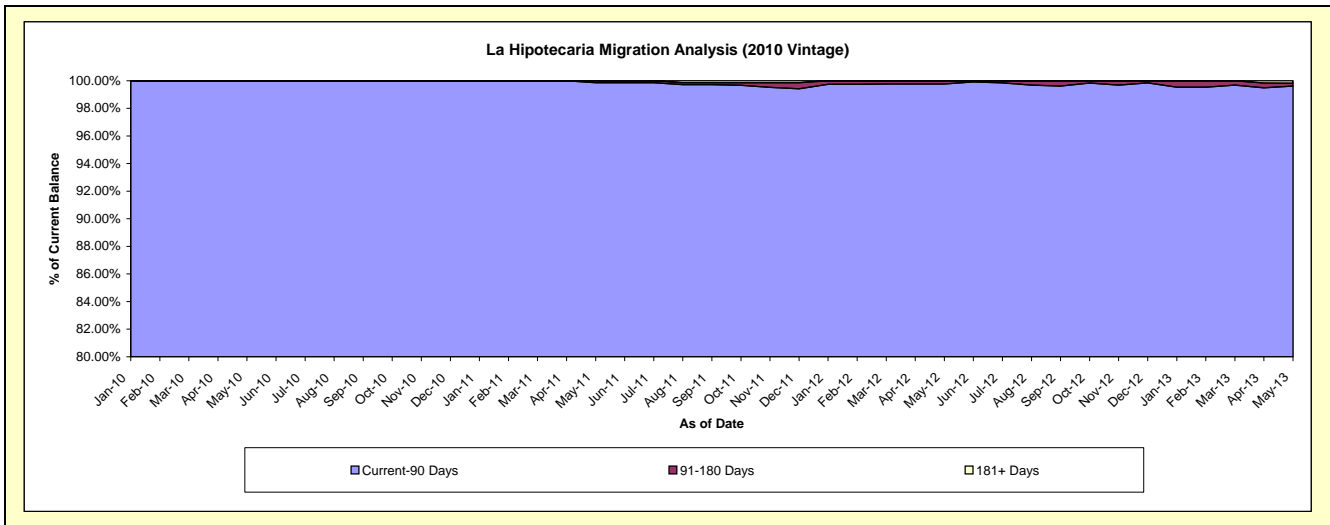
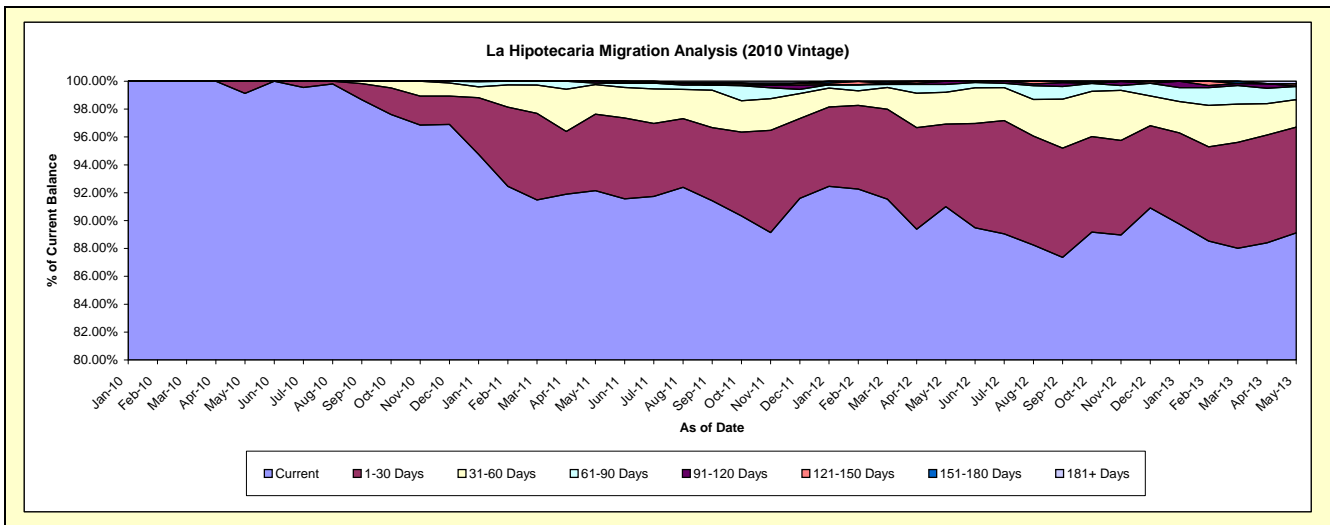
## Delinquency Status (\$ of Current Balance)

Data Cutoff: 5/31/2013

Current Portfolio Balance	-	-	-	-	-	-	-	7,240,996.54	22,229,771.15	21,417,530.44	19,827,564.76
								May-10	May-11	May-12	May-13
Current								7,177,796.91	20,485,064.40	19,490,123.27	17,669,689.78
1-30 Days								63,199.63	1,219,513.36	1,267,524.17	1,503,830.26
31-60 Days								-	472,861.72	490,111.92	392,530.12
61-90 Days								-	22,691.15	120,488.74	186,438.31
91-120 Days								-	29,640.52	49,282.34	3,550.03
121-150 Days								-	-	-	37,984.06
151-180 Days								-	-	-	-
181+ Days								-	-	-	33,542.20

## Delinquency Status (% of Current Balance)

Current Portfolio Balance	-	-	-	-	-	-	-	7,240,996.54	22,229,771.15	21,417,530.44	19,827,564.76
								May-10	May-11	May-12	May-13
Current								99.13%	92.15%	91.00%	89.12%
1-30 Days								0.87%	5.49%	5.92%	7.58%
31-60 Days								0.00%	2.13%	2.29%	1.98%
61-90 Days								0.00%	0.10%	0.56%	0.94%
91-120 Days								0.00%	0.13%	0.23%	0.02%
121-150 Days								0.00%	0.00%	0.00%	0.19%
151-180 Days								0.00%	0.00%	0.00%	0.00%
181+ Days								0.00%	0.00%	0.00%	0.17%
Current - 90 Days								100.00%	99.87%	99.77%	99.62%
91-180 Days								0.00%	0.13%	0.23%	0.21%





## Mortgages - La Hipotecaria Panama Migration Analysis (2011 Vintage)

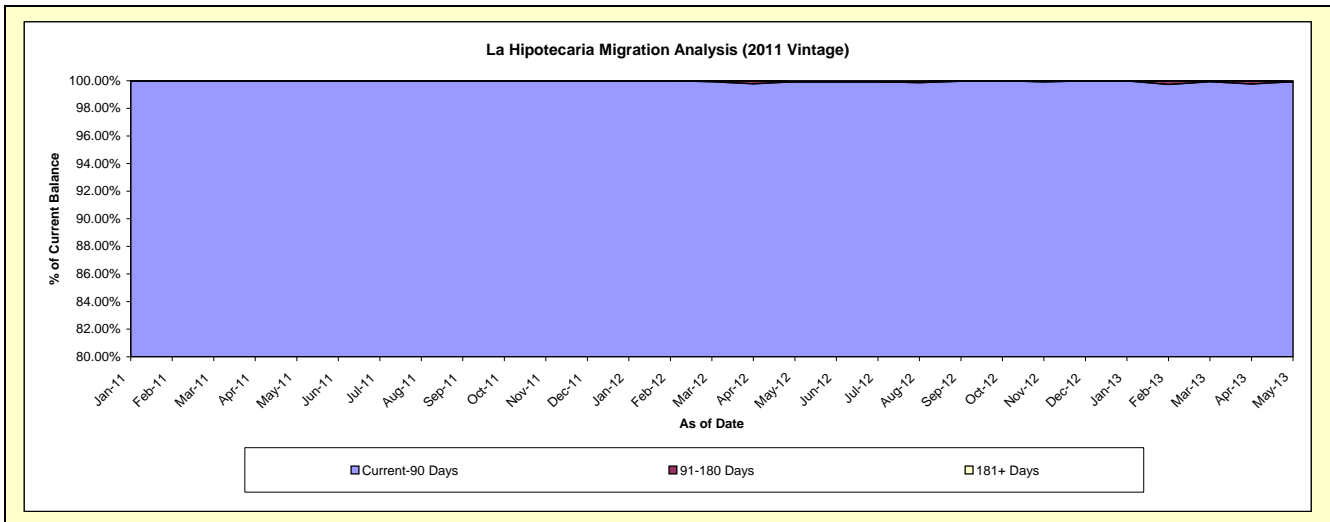
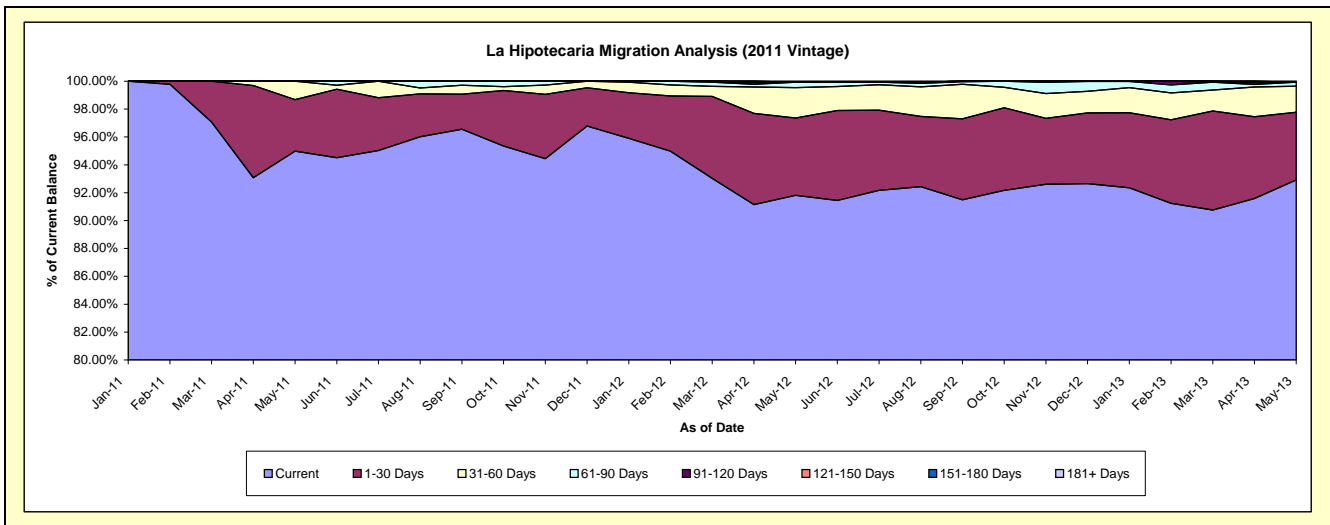
### Delinquency Status (\$ of Current Balance)

Data Cutoff: 5/31/2013

Current Portfolio Balance	-	-	-	-	-	-	-	-	-	12,828,490.42	34,454,752.65	32,781,932.16
										May-11	May-12	May-13
Current										12,185,326.74	31,635,645.49	30,458,814.87
1-30 Days										473,669.21	1,907,611.42	1,591,523.96
31-60 Days										169,494.47	751,954.39	613,869.60
61-90 Days										-	134,414.10	93,559.86
91-120 Days										-	-	-
121-150 Days										-	-	-
151-180 Days										-	-	-
181+ Days										-	25,127.25	24,163.87

### Delinquency Status (% of Current Balance)

Current Portfolio Balance	-	-	-	-	-	-	-	-	-	12,828,490.42	34,454,752.65	32,781,932.16
										May-11	May-12	May-13
Current										94.99%	91.82%	92.91%
1-30 Days										3.69%	5.54%	4.85%
31-60 Days										1.32%	2.18%	1.87%
61-90 Days										0.00%	0.39%	0.29%
91-120 Days										0.00%	0.00%	0.00%
121-150 Days										0.00%	0.00%	0.00%
151-180 Days										0.00%	0.00%	0.00%
181+ Days										0.00%	0.07%	0.07%
Current - 90 Days										100.00%	99.93%	99.93%
91-180 Days										0.00%	0.00%	0.00%



# Mortgages - La Hipotecaria Panama Migration Analysis (2012 Vintage)

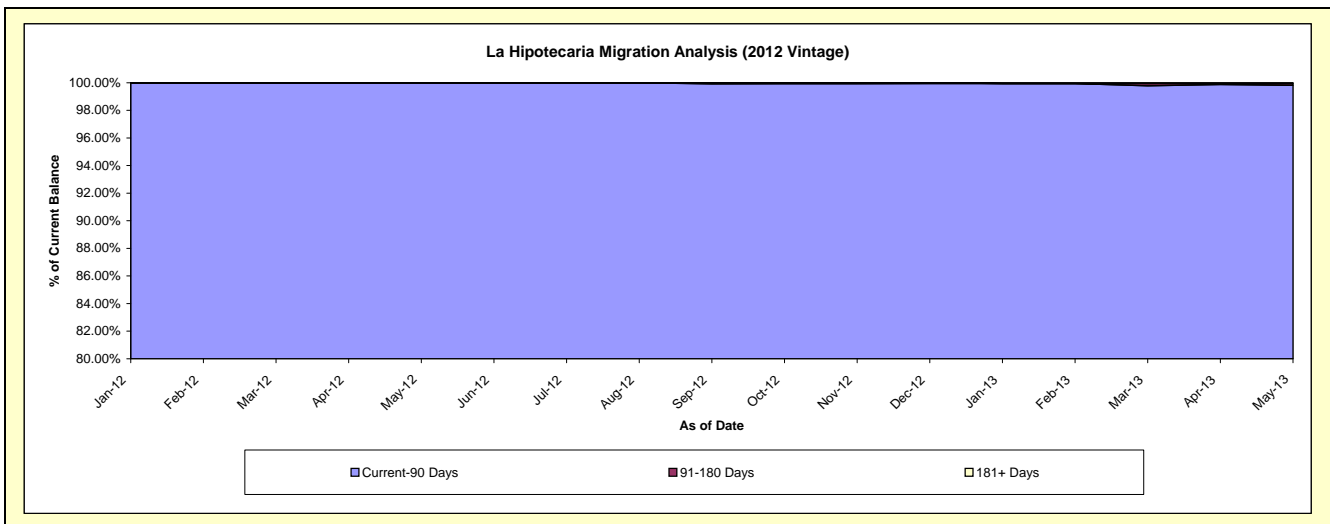
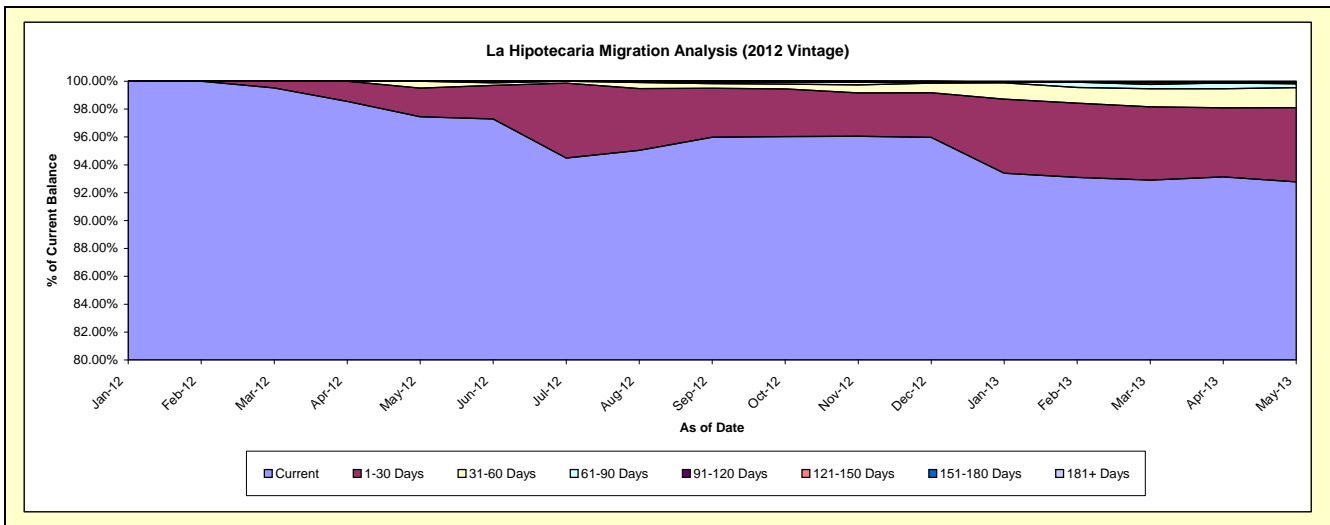
## Delinquency Status (\$ of Current Balance)

Data Cutoff: 5/31/2013

Current Portfolio Balance										18,503,596.28	48,816,971.58
										May-12	May-13
Current										18,031,962.46	45,289,219.28
1-30 Days										379,315.68	2,600,650.93
31-60 Days										92,318.14	700,856.56
61-90 Days										-	135,897.52
91-120 Days										-	28,793.01
121-150 Days										-	-
151-180 Days										-	31,204.28
181+ Days										-	30,350.00

## Delinquency Status (% of Current Balance)

Current Portfolio Balance										18,503,596.28	48,816,971.58
										May-12	May-13
Current										97.45%	92.77%
1-30 Days										2.05%	5.33%
31-60 Days										0.50%	1.44%
61-90 Days										0.00%	0.28%
91-120 Days										0.00%	0.06%
121-150 Days										0.00%	0.00%
151-180 Days										0.00%	0.06%
181+ Days										0.00%	0.06%
Current - 90 Days										100.00%	99.81%
91-180 Days										0.00%	0.12%



# Mortgages - La Hipotecaria Panama Migration Analysis (2013 Vintage)

## Delinquency Status (\$ of Current Balance)

Data Cutoff: 5/31/2013

Current Portfolio Balance										24,694,928.33
										<b>May-13</b>
Current										23,870,965.44
1-30 Days										793,744.34
31-60 Days										30,218.55
61-90 Days										-
91-120 Days										-
121-150 Days										-
151-180 Days										-
181+ Days										-

## Delinquency Status (% of Current Balance)

Current Portfolio Balance										24,694,928.33
										<b>May-13</b>
Current										96.66%
1-30 Days										3.21%
31-60 Days										0.12%
61-90 Days										0.00%
91-120 Days										0.00%
121-150 Days										0.00%
151-180 Days										0.00%
181+ Days										0.00%
Current - 90 Days										100.00%
91-180 Days										0.00%

