

Migration Analysis for La Hipotecaria S.A. de C.V El Salvador

Mortgages
April 2011

An analysis of historical loan payment data was used to compile a migration analysis of delinquency by annual vintage. Delinquencies for each vintage were grouped into the following buckets; Current, 1-30, 31-60, 61-90, 91-120, 121-150, 151-180, and 180+. Results are provided in graphical and tabular form. The cutoff date is 4/30/2011.

Mortgages - La Hipotecaria El Salvador Migration Analysis (All Vintages)

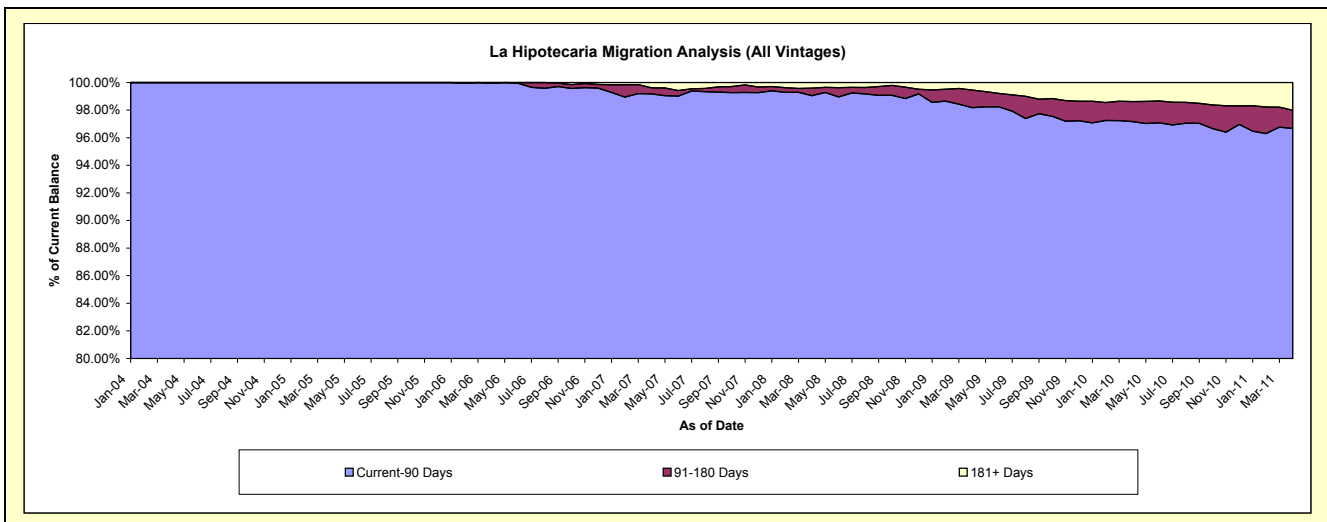
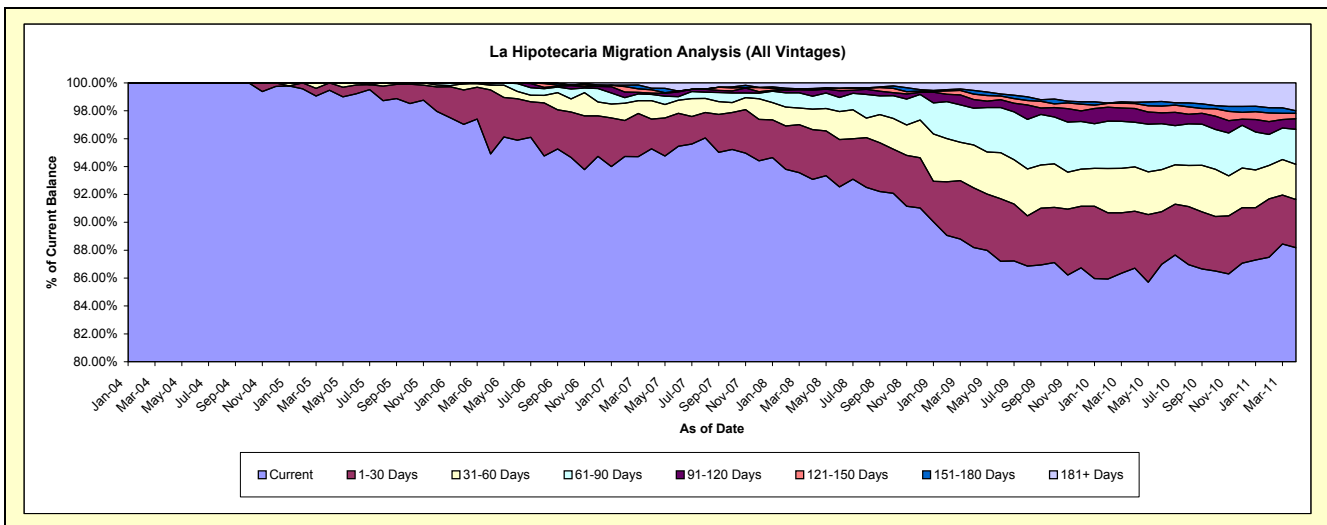
Delinquency Status (\$ of Current Balance)

Data Cutoff: 4/30/2011

| Current Portfolio Balance | - | - | 1,062,226.42 | 7,687,704.91 | 22,523,363.94 | 45,838,803.43 | 71,738,591.40 | 82,388,714.15 | 83,068,666.76 | 88,423,201.11 |
|---------------------------|--------------|--------------|---------------|---------------|---------------|---------------|---------------|---------------|---------------|---------------|
| | Apr-04 | Apr-05 | Apr-06 | Apr-07 | Apr-08 | Apr-09 | Apr-10 | Apr-11 | | |
| Current | 1,062,226.42 | 7,647,066.12 | 21,376,436.17 | 43,669,286.13 | 66,777,456.59 | 72,656,923.95 | 72,032,762.76 | 77,975,778.05 | | |
| 1-30 Days | - | 40,638.79 | 1,034,338.10 | 978,456.75 | 2,556,601.88 | 3,527,723.06 | 3,394,390.25 | 3,053,185.86 | | |
| 31-60 Days | - | - | 75,925.24 | 607,085.58 | 1,058,245.09 | 2,532,320.54 | 2,636,775.76 | 2,224,843.79 | | |
| 61-90 Days | - | - | 24,272.39 | 205,577.26 | 661,965.94 | 2,174,945.47 | 2,657,306.24 | 2,222,020.13 | | |
| 91-120 Days | - | - | 12,392.04 | 42,850.11 | 305,597.64 | 511,466.00 | 818,443.71 | 669,617.68 | | |
| 121-150 Days | - | - | - | 108,058.65 | 65,577.03 | 321,672.43 | 300,227.70 | 347,986.60 | | |
| 151-180 Days | - | - | - | 53,408.63 | 25,808.92 | 219,317.85 | 78,093.38 | 159,891.35 | | |
| 181+ Days | - | - | - | 174,080.32 | 287,338.31 | 444,344.85 | 1,150,666.96 | 1,769,877.65 | | |

Delinquency Status (% of Current Balance)

| Current Portfolio Balance | - | - | 1,062,226.42 | 7,687,704.91 | 22,523,363.94 | 45,838,803.43 | 71,738,591.40 | 82,388,714.15 | 83,068,666.76 | 88,423,201.11 |
|---------------------------|---------|---------|--------------|--------------|---------------|---------------|---------------|---------------|---------------|---------------|
| | Apr-04 | Apr-05 | Apr-06 | Apr-07 | Apr-08 | Apr-09 | Apr-10 | Apr-11 | | |
| Current | 100.00% | 99.47% | 94.91% | 95.27% | 93.08% | 88.19% | 86.71% | 88.18% | | |
| 1-30 Days | 0.00% | 0.53% | 4.59% | 2.13% | 3.56% | 4.28% | 4.09% | 3.45% | | |
| 31-60 Days | 0.00% | 0.00% | 0.34% | 1.32% | 1.48% | 3.07% | 3.17% | 2.52% | | |
| 61-90 Days | 0.00% | 0.00% | 0.11% | 0.45% | 0.92% | 2.64% | 3.20% | 2.51% | | |
| 91-120 Days | 0.00% | 0.00% | 0.06% | 0.09% | 0.43% | 0.62% | 0.99% | 0.76% | | |
| 121-150 Days | 0.00% | 0.00% | 0.00% | 0.24% | 0.09% | 0.39% | 0.36% | 0.39% | | |
| 151-180 Days | 0.00% | 0.00% | 0.00% | 0.12% | 0.04% | 0.27% | 0.09% | 0.18% | | |
| 181+ Days | 0.00% | 0.00% | 0.00% | 0.38% | 0.40% | 0.54% | 1.39% | 2.00% | | |
| Current - 90 Days | 100.00% | 100.00% | 99.94% | 99.17% | 99.05% | 98.18% | 97.17% | 96.67% | | |
| 91-180 Days | 0.00% | 0.00% | 0.06% | 0.45% | 0.55% | 1.28% | 1.44% | 1.33% | | |



Mortgages - La Hipotecaria El Salvador Migration Analysis (2004 Vintage)

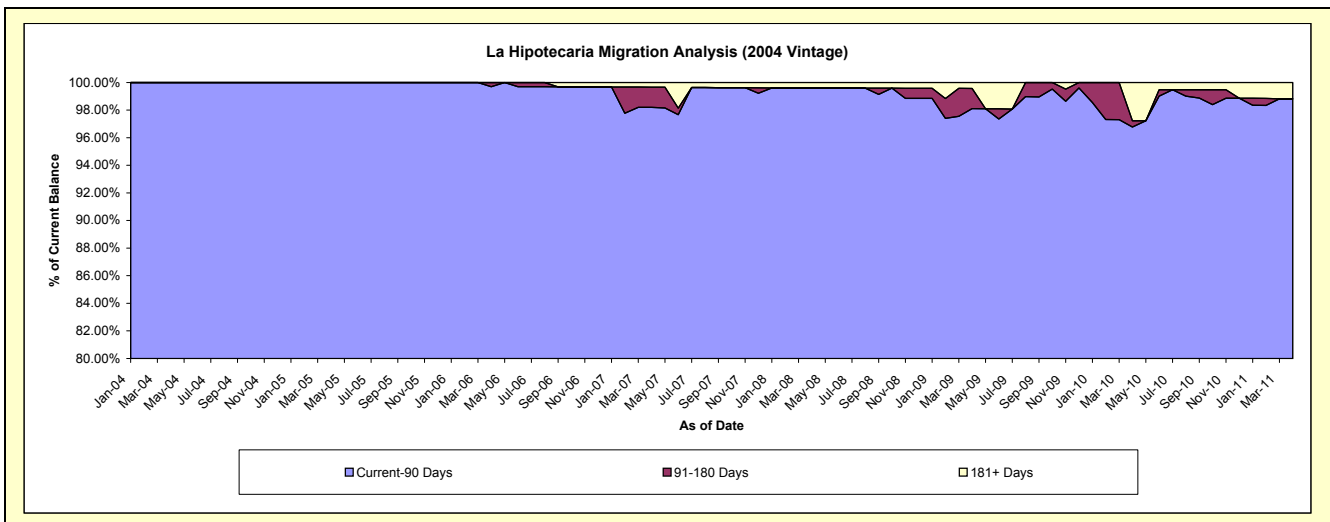
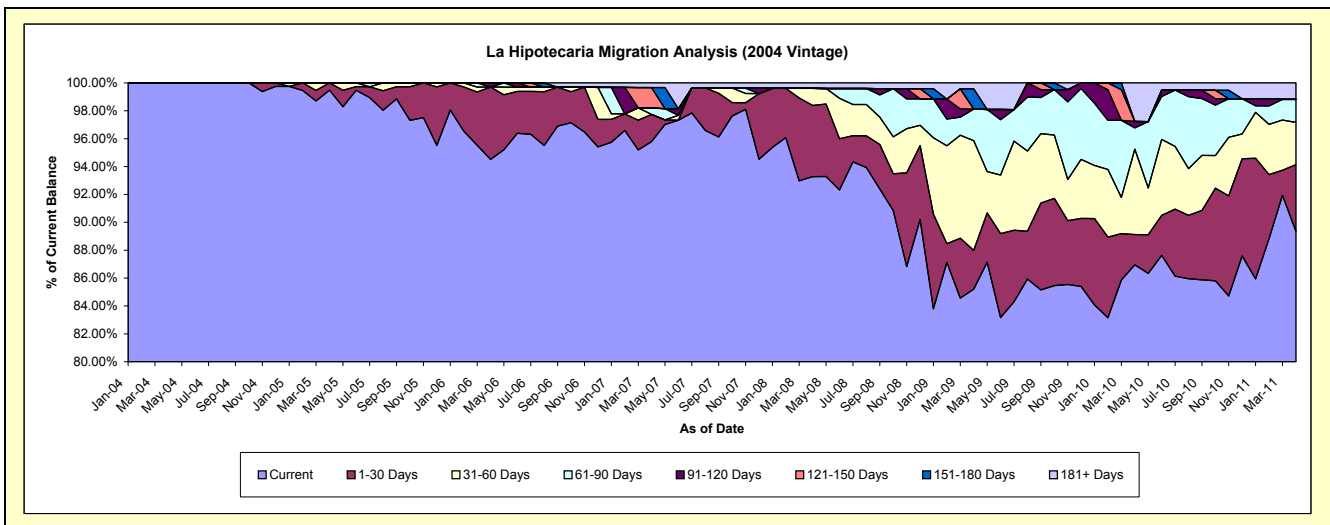
Delinquency Status (\$ of Current Balance)

Data Cutoff: 4/30/2011

| Current Portfolio Balance | - | - | 1,062,226.42 | 4,791,079.10 | 4,172,477.64 | 3,748,776.72 | 3,152,136.21 | 2,923,224.63 | 2,613,823.04 | 2,419,855.25 |
|---------------------------|--------------|--------------|--------------|--------------|--------------|--------------|--------------|--------------|--------------|--------------|
| | Apr-04 | Apr-05 | Apr-06 | Apr-07 | Apr-08 | Apr-09 | Apr-10 | Apr-11 | | |
| Current | 1,062,226.42 | 4,766,305.31 | 3,943,652.08 | 3,590,915.44 | 2,940,322.22 | 2,490,932.45 | 2,272,817.60 | 2,162,454.30 | | |
| 1-30 Days | - | 24,773.79 | 216,433.52 | 73,299.90 | 160,653.76 | 81,075.13 | 56,615.84 | 115,523.33 | | |
| 31-60 Days | - | - | - | - | 38,768.19 | 230,029.93 | 160,345.53 | 73,327.86 | | |
| 61-90 Days | - | - | - | 16,976.08 | - | 66,091.86 | 39,858.25 | 40,019.52 | | |
| 91-120 Days | - | - | 12,392.04 | - | - | - | 11,771.64 | - | | |
| 121-150 Days | - | - | - | 55,193.26 | - | - | - | - | | |
| 151-180 Days | - | - | - | - | - | 42,703.22 | - | - | | |
| 181+ Days | - | - | - | - | 12,392.04 | 12,392.04 | 72,414.18 | 28,530.24 | | |

Delinquency Status (% of Current Balance)

| Current Portfolio Balance | - | - | 1,062,226.42 | 4,791,079.10 | 4,172,477.64 | 3,748,776.72 | 3,152,136.21 | 2,923,224.63 | 2,613,823.04 | 2,419,855.25 |
|---------------------------|---------|---------|--------------|--------------|--------------|--------------|--------------|--------------|--------------|--------------|
| | Apr-04 | Apr-05 | Apr-06 | Apr-07 | Apr-08 | Apr-09 | Apr-10 | Apr-11 | | |
| Current | 100.00% | 99.48% | 94.52% | 95.79% | 93.28% | 85.21% | 86.95% | 89.36% | | |
| 1-30 Days | 0.00% | 0.52% | 5.19% | 1.96% | 5.10% | 2.77% | 2.17% | 4.77% | | |
| 31-60 Days | 0.00% | 0.00% | 0.00% | 0.00% | 1.23% | 7.87% | 6.13% | 3.03% | | |
| 61-90 Days | 0.00% | 0.00% | 0.00% | 0.45% | 0.00% | 2.26% | 1.52% | 1.65% | | |
| 91-120 Days | 0.00% | 0.00% | 0.30% | 0.00% | 0.00% | 0.00% | 0.45% | 0.00% | | |
| 121-150 Days | 0.00% | 0.00% | 0.00% | 1.47% | 0.00% | 0.00% | 0.00% | 0.00% | | |
| 151-180 Days | 0.00% | 0.00% | 0.00% | 0.00% | 0.00% | 1.46% | 0.00% | 0.00% | | |
| 181+ Days | 0.00% | 0.00% | 0.00% | 0.33% | 0.39% | 0.42% | 2.77% | 1.18% | | |
| Current - 90 Days | 100.00% | 100.00% | 99.70% | 98.20% | 99.61% | 98.12% | 96.78% | 98.82% | | |
| 91-180 Days | 0.00% | 0.00% | 0.30% | 1.47% | 0.00% | 1.46% | 0.45% | 0.00% | | |



Mortgages - La Hipotecaria El Salvador Migration Analysis (2005 Vintage)

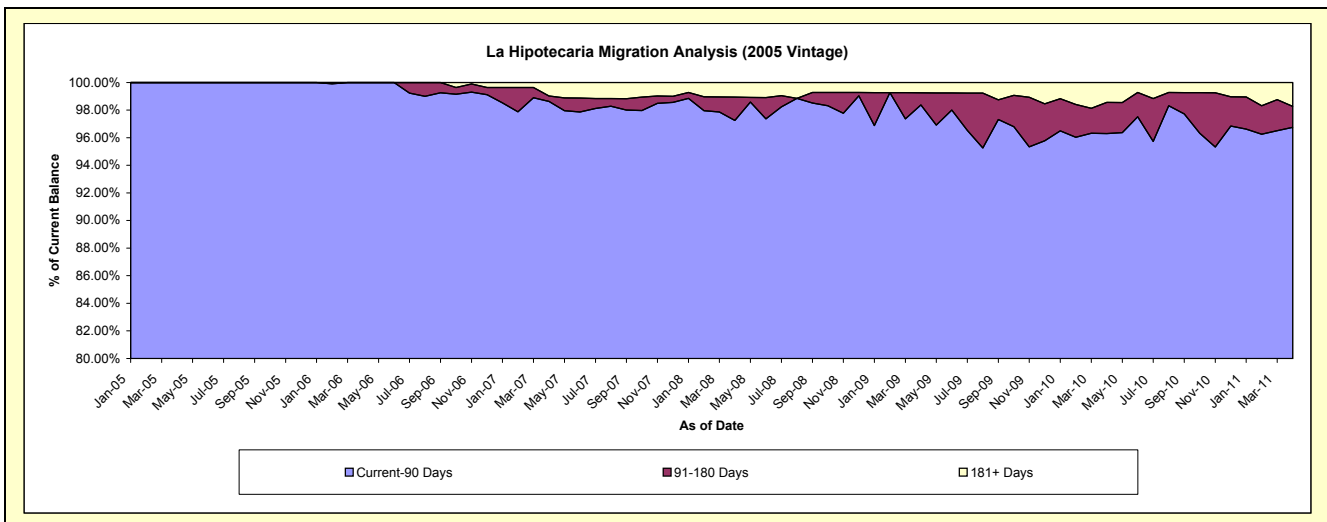
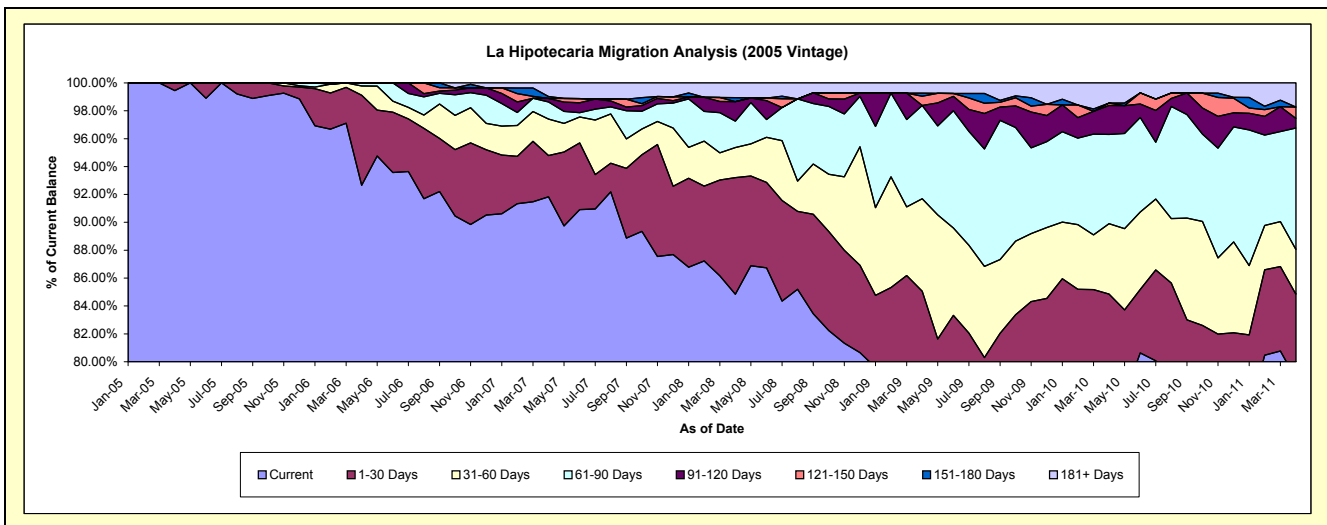
Delinquency Status (\$ of Current Balance)

Data Cutoff: 4/30/2011

| Current Portfolio Balance | - | - | - | 2,896,625.81 | 11,397,891.07 | 10,440,674.61 | 8,946,399.31 | 7,903,657.63 | 7,182,747.61 | 6,588,906.64 |
|---------------------------|--------------|---------------|--------------|--------------|---------------|---------------|--------------|--------------|--------------|--------------|
| | Apr-05 | Apr-06 | Apr-07 | Apr-08 | Apr-09 | Apr-10 | Apr-11 | | | |
| Current | 2,880,760.81 | 10,561,060.25 | 9,587,399.17 | 7,590,122.96 | 6,136,000.33 | 5,733,100.13 | 5,190,363.32 | | | |
| 1-30 Days | 15,865.00 | 736,633.19 | 309,747.40 | 748,088.35 | 586,447.68 | 361,349.60 | 399,510.50 | | | |
| 31-60 Days | - | 75,925.24 | 272,434.26 | 193,047.66 | 524,851.91 | 363,155.85 | 212,052.53 | | | |
| 61-90 Days | - | 24,272.39 | 128,561.40 | 169,612.85 | 528,335.26 | 459,646.21 | 573,459.24 | | | |
| 91-120 Days | - | - | 26,896.01 | 125,167.44 | - | 148,919.17 | 45,752.09 | | | |
| 121-150 Days | - | - | - | - | 52,832.86 | 12,970.54 | 53,905.94 | | | |
| 151-180 Days | - | - | 13,840.87 | 25,808.92 | 16,946.11 | - | - | | | |
| 181+ Days | - | - | 101,795.50 | 94,551.13 | 58,243.48 | 103,606.11 | 113,863.02 | | | |

Delinquency Status (% of Current Balance)

| Current Portfolio Balance | - | - | - | 2,896,625.81 | 11,397,891.07 | 10,440,674.61 | 8,946,399.31 | 7,903,657.63 | 7,182,747.61 | 6,588,906.64 |
|---------------------------|---------|---------|--------|--------------|---------------|---------------|--------------|--------------|--------------|--------------|
| | Apr-05 | Apr-06 | Apr-07 | Apr-08 | Apr-09 | Apr-10 | Apr-11 | | | |
| Current | 99.45% | 92.66% | 91.83% | 84.84% | 77.63% | 79.82% | 78.77% | | | |
| 1-30 Days | 0.55% | 6.46% | 2.97% | 8.36% | 7.42% | 5.03% | 6.06% | | | |
| 31-60 Days | 0.00% | 0.67% | 2.61% | 2.16% | 6.64% | 5.06% | 3.22% | | | |
| 61-90 Days | 0.00% | 0.21% | 1.23% | 1.90% | 6.68% | 6.40% | 8.70% | | | |
| 91-120 Days | 0.00% | 0.00% | 0.26% | 1.40% | 0.00% | 2.07% | 0.69% | | | |
| 121-150 Days | 0.00% | 0.00% | 0.00% | 0.00% | 0.67% | 0.18% | 0.82% | | | |
| 151-180 Days | 0.00% | 0.00% | 0.13% | 0.29% | 0.21% | 0.00% | 0.00% | | | |
| 181+ Days | 0.00% | 0.00% | 0.97% | 1.06% | 0.74% | 1.44% | 1.73% | | | |
| Current - 90 Days | 100.00% | 100.00% | 98.63% | 97.26% | 98.38% | 96.30% | 96.76% | | | |
| 91-180 Days | 0.00% | 0.00% | 0.39% | 1.69% | 0.88% | 2.25% | 1.51% | | | |



Mortgages - La Hipotecaria El Salvador Migration Analysis (2006 Vintage)

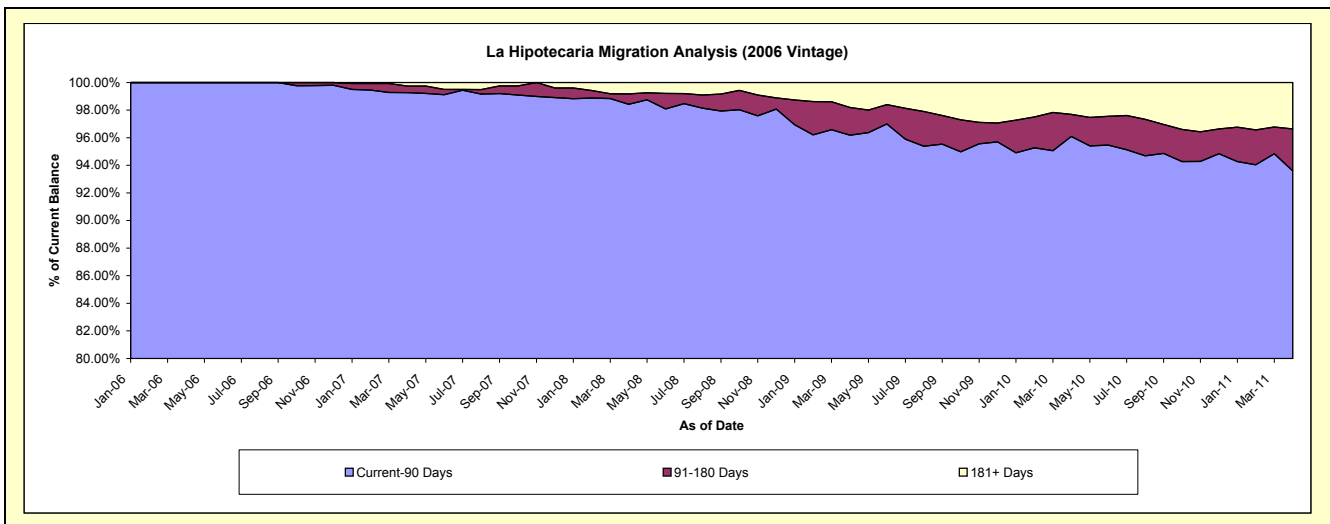
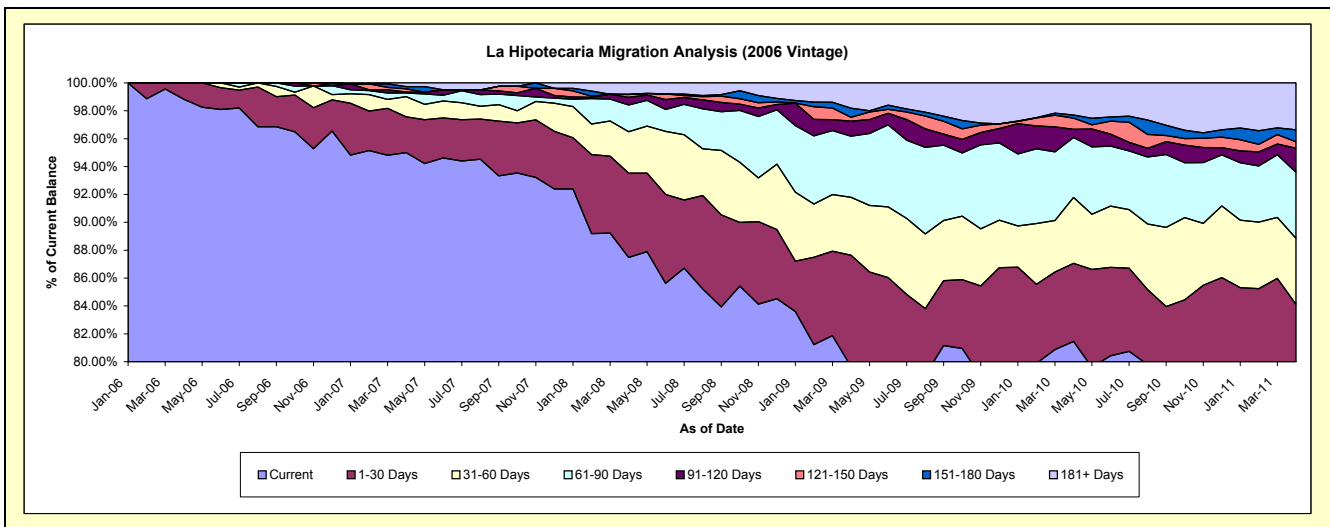
Delinquency Status (\$ of Current Balance)

Data Cutoff: 4/30/2011

| Current Portfolio Balance | - | - | - | - | 6,952,995.23 | 23,145,335.13 | 20,501,788.37 | 18,135,446.36 | 16,570,007.36 | 15,179,530.54 |
|---------------------------|---|---|---|---|--------------|---------------|---------------|---------------|---------------|---------------|
| | | | | | Apr-06 | Apr-07 | Apr-08 | Apr-09 | Apr-10 | Apr-11 |
| Current | | | | | 6,871,723.84 | 21,986,954.55 | 17,934,676.63 | 14,446,390.98 | 13,497,728.21 | 12,015,444.64 |
| 1-30 Days | | | | | 81,271.39 | 595,409.45 | 1,240,670.36 | 1,447,568.01 | 928,093.17 | 752,631.24 |
| 31-60 Days | | | | | - | 334,651.32 | 608,103.09 | 753,863.78 | 782,195.22 | 719,757.09 |
| 61-90 Days | | | | | - | 60,039.78 | 393,958.64 | 795,587.00 | 714,330.10 | 719,606.33 |
| 91-120 Days | | | | | - | 15,954.10 | 113,700.82 | 193,851.24 | 96,496.36 | 261,322.89 |
| 121-150 Days | | | | | - | 52,865.39 | 42,186.17 | 50,933.98 | 132,765.20 | 69,961.28 |
| 151-180 Days | | | | | - | 39,567.76 | - | 119,407.38 | 35,432.62 | 129,688.45 |
| 181+ Days | | | | | - | 59,892.78 | 168,492.66 | 327,843.99 | 382,966.48 | 511,118.62 |

Delinquency Status (% of Current Balance)

| Current Portfolio Balance | - | - | - | - | 6,952,995.23 | 23,145,335.13 | 20,501,788.37 | 18,135,446.36 | 16,570,007.36 | 15,179,530.54 |
|---------------------------|---|---|---|---|--------------|---------------|---------------|---------------|---------------|---------------|
| | | | | | Apr-06 | Apr-07 | Apr-08 | Apr-09 | Apr-10 | Apr-11 |
| Current | | | | | 98.83% | 95.00% | 87.48% | 79.66% | 81.46% | 79.16% |
| 1-30 Days | | | | | 1.17% | 2.57% | 6.05% | 7.98% | 5.60% | 4.96% |
| 31-60 Days | | | | | 0.00% | 1.45% | 2.97% | 4.16% | 4.72% | 4.74% |
| 61-90 Days | | | | | 0.00% | 0.26% | 1.92% | 4.39% | 4.31% | 4.74% |
| 91-120 Days | | | | | 0.00% | 0.07% | 0.55% | 1.07% | 0.58% | 1.72% |
| 121-150 Days | | | | | 0.00% | 0.23% | 0.21% | 0.28% | 0.80% | 0.46% |
| 151-180 Days | | | | | 0.00% | 0.17% | 0.00% | 0.66% | 0.21% | 0.85% |
| 181+ Days | | | | | 0.00% | 0.26% | 0.82% | 1.81% | 2.31% | 3.37% |
| Current - 90 Days | | | | | 100.00% | 99.27% | 98.42% | 96.18% | 96.09% | 93.60% |
| 91-180 Days | | | | | 0.00% | 0.47% | 0.76% | 2.01% | 1.60% | 3.04% |



Mortgages - La Hipotecaria El Salvador Migration Analysis (2007 Vintage)

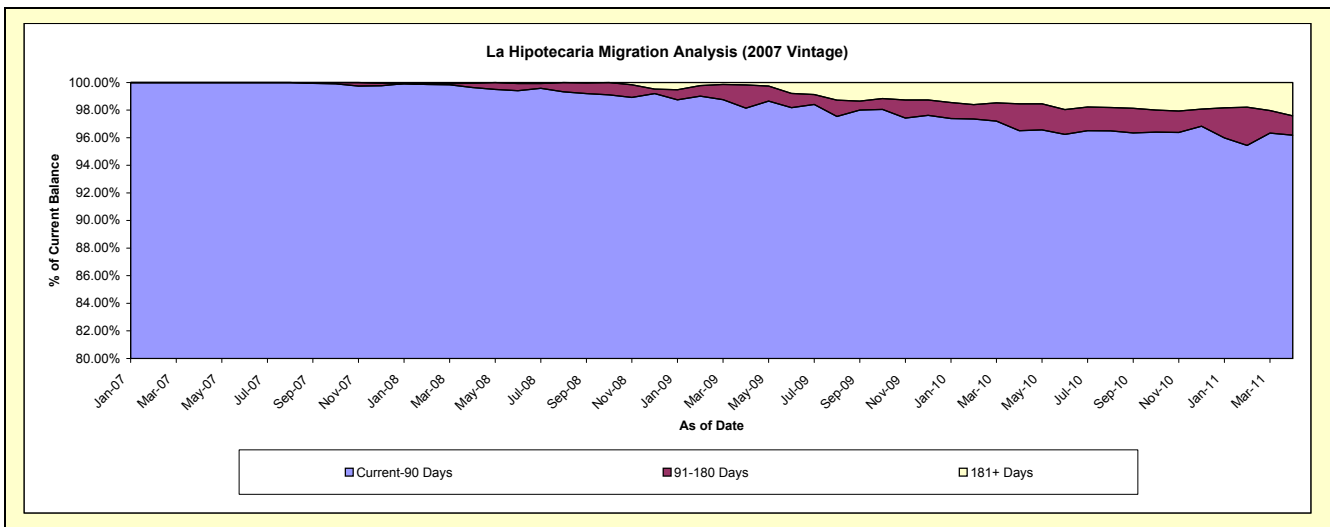
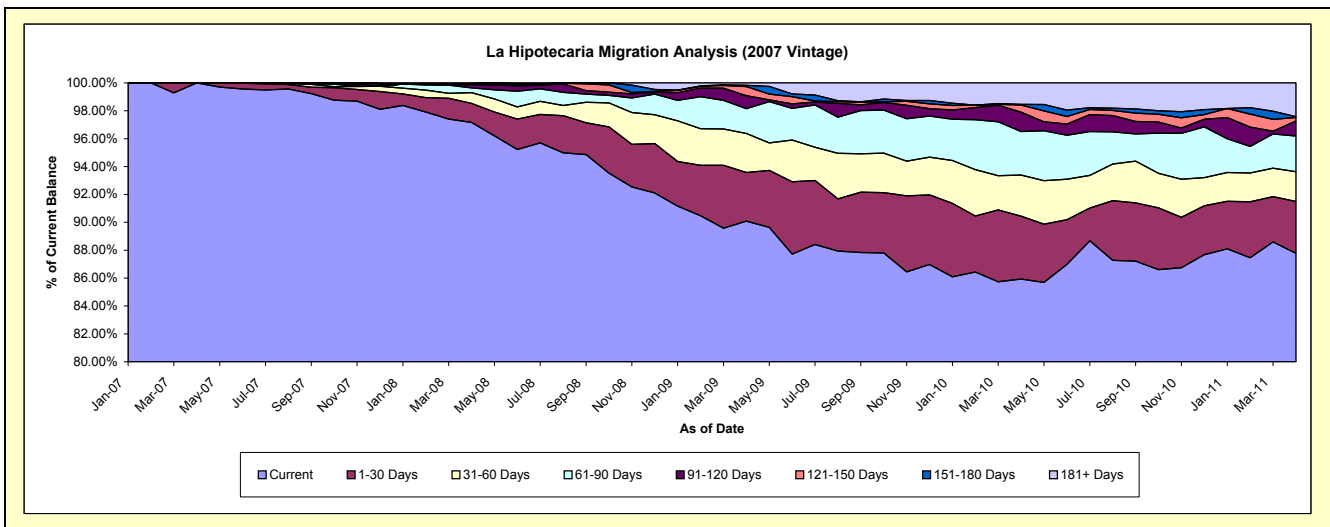
Delinquency Status (\$ of Current Balance)

Data Cutoff: 4/30/2011

| Current Portfolio Balance | - | - | - | - | - | 8,504,016.97 | 28,538,688.89 | 26,384,712.20 | 24,647,597.83 | 22,752,152.50 |
|---------------------------|---|---|---|---|---|--------------|---------------|---------------|---------------|---------------|
| | | | | | | Apr-07 | Apr-08 | Apr-09 | Apr-10 | Apr-11 |
| Current | | | | | | 8,504,016.97 | 27,730,586.16 | 23,769,972.24 | 21,179,667.84 | 19,970,516.90 |
| 1-30 Days | | | | | | - | 389,359.41 | 919,789.96 | 1,111,773.83 | 848,274.43 |
| 31-60 Days | | | | | | - | 218,326.15 | 738,092.82 | 726,726.38 | 485,685.15 |
| 61-90 Days | | | | | | - | 98,394.45 | 468,416.78 | 769,815.26 | 580,814.04 |
| 91-120 Days | | | | | | - | 66,729.38 | 246,201.83 | 340,825.62 | 245,170.31 |
| 121-150 Days | | | | | | - | 23,390.86 | 171,509.96 | 127,886.91 | 56,938.75 |
| 151-180 Days | | | | | | - | - | 24,863.27 | 11,611.25 | 15,069.78 |
| 181+ Days | | | | | | - | 11,902.48 | 45,865.34 | 379,290.74 | 549,683.14 |

Delinquency Status (% of Current Balance)

| Current Portfolio Balance | - | - | - | - | - | 8,504,016.97 | 28,538,688.89 | 26,384,712.20 | 24,647,597.83 | 22,752,152.50 |
|---------------------------|---|---|---|---|---|--------------|---------------|---------------|---------------|---------------|
| | | | | | | Apr-07 | Apr-08 | Apr-09 | Apr-10 | Apr-11 |
| Current | | | | | | 100.00% | 97.17% | 90.09% | 85.93% | 87.77% |
| 1-30 Days | | | | | | 0.00% | 1.36% | 3.49% | 4.51% | 3.73% |
| 31-60 Days | | | | | | 0.00% | 0.77% | 2.80% | 2.95% | 2.13% |
| 61-90 Days | | | | | | 0.00% | 0.34% | 1.78% | 3.12% | 2.55% |
| 91-120 Days | | | | | | 0.00% | 0.23% | 0.93% | 1.38% | 1.08% |
| 121-150 Days | | | | | | 0.00% | 0.08% | 0.65% | 0.52% | 0.25% |
| 151-180 Days | | | | | | 0.00% | 0.00% | 0.09% | 0.05% | 0.07% |
| 181+ Days | | | | | | 0.00% | 0.04% | 0.17% | 1.54% | 2.42% |
| Current - 90 Days | | | | | | 100.00% | 99.64% | 98.15% | 96.51% | 96.19% |
| 91-180 Days | | | | | | 0.00% | 0.32% | 1.68% | 1.95% | 1.39% |



Mortgages - La Hipotecaria El Salvador Migration Analysis (2008 Vintage)

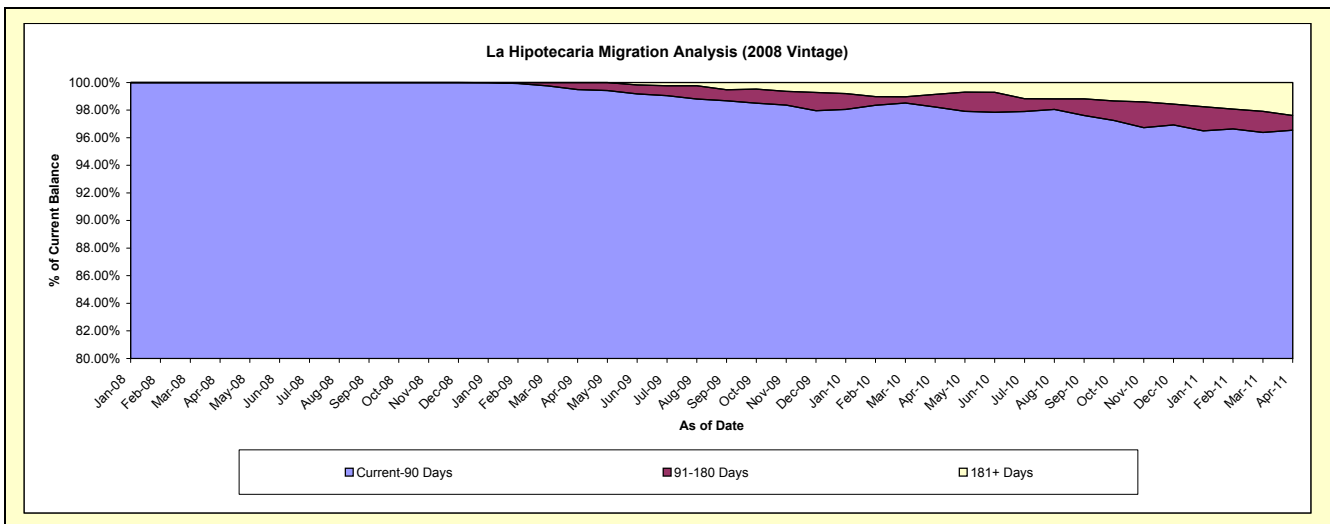
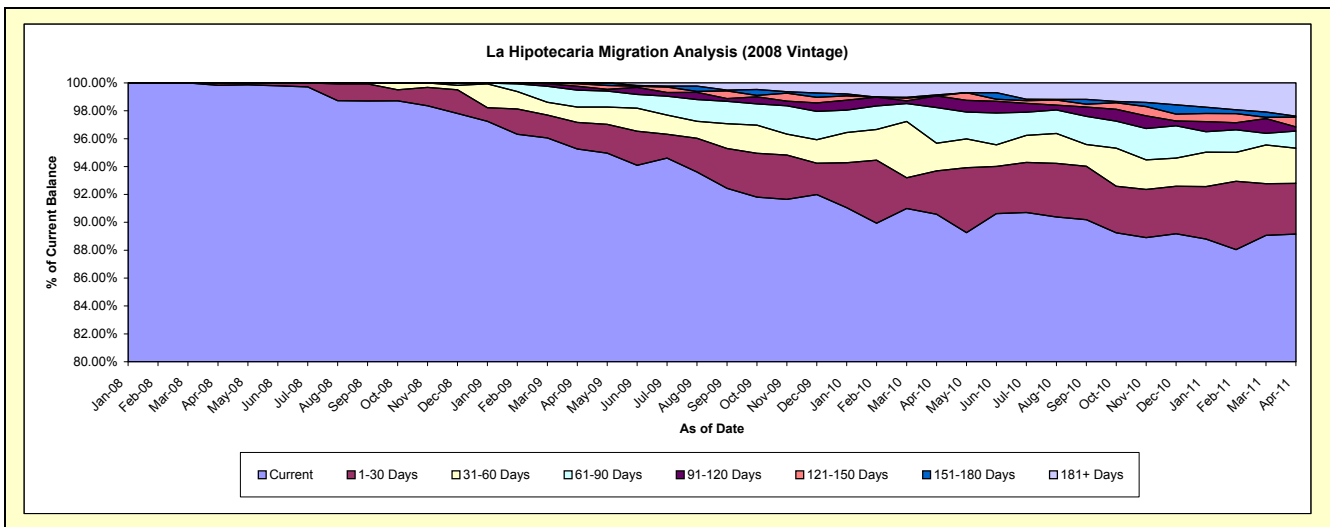
Delinquency Status (\$ of Current Balance)

Data Cutoff: 4/30/2011

| Current Portfolio Balance | - | - | - | - | - | - | - | - | 10,599,578.62 | 25,923,709.56 | 24,623,886.67 | 23,004,139.96 |
|---------------------------|---|---|---|---|---|---|---|---|---------------|---------------|---------------|---------------|
| | | | | | | | | | Apr-08 | Apr-09 | Apr-10 | Apr-11 |
| Current | | | | | | | | | 10,581,748.62 | 24,695,664.18 | 22,305,309.54 | 20,510,759.24 |
| 1-30 Days | | | | | | | | | 17,830.00 | 492,842.28 | 764,715.25 | 835,799.66 |
| 31-60 Days | | | | | | | | | - | 285,482.10 | 488,034.53 | 581,245.14 |
| 61-90 Days | | | | | | | | | - | 316,514.57 | 629,876.04 | 281,553.80 |
| 91-120 Days | | | | | | | | | - | 71,412.93 | 207,027.90 | 68,229.83 |
| 121-150 Days | | | | | | | | | - | 46,395.63 | - | 162,858.86 |
| 151-180 Days | | | | | | | | | - | 15,397.87 | 16,533.96 | 13,760.52 |
| 181+ Days | | | | | | | | | - | - | 212,389.45 | 549,932.91 |

Delinquency Status (% of Current Balance)

| Current Portfolio Balance | - | - | - | - | - | - | - | - | 10,599,578.62 | 25,923,709.56 | 24,623,886.67 | 23,004,139.96 |
|---------------------------|---|---|---|---|---|---|---|---|---------------|---------------|---------------|---------------|
| | | | | | | | | | Apr-08 | Apr-09 | Apr-10 | Apr-11 |
| Current | | | | | | | | | 99.83% | 95.26% | 90.58% | 89.16% |
| 1-30 Days | | | | | | | | | 0.17% | 1.90% | 3.11% | 3.63% |
| 31-60 Days | | | | | | | | | 0.00% | 1.10% | 1.98% | 2.53% |
| 61-90 Days | | | | | | | | | 0.00% | 1.22% | 2.56% | 1.22% |
| 91-120 Days | | | | | | | | | 0.00% | 0.28% | 0.84% | 0.30% |
| 121-150 Days | | | | | | | | | 0.00% | 0.18% | 0.00% | 0.71% |
| 151-180 Days | | | | | | | | | 0.00% | 0.06% | 0.07% | 0.06% |
| 181+ Days | | | | | | | | | 0.00% | 0.00% | 0.86% | 2.39% |
| Current - 90 Days | | | | | | | | | 100.00% | 99.49% | 98.23% | 96.55% |
| 91-180 Days | | | | | | | | | 0.00% | 0.51% | 0.91% | 1.06% |



Mortgages - La Hipotecaria El Salvador Migration Analysis (2009 Vintage)

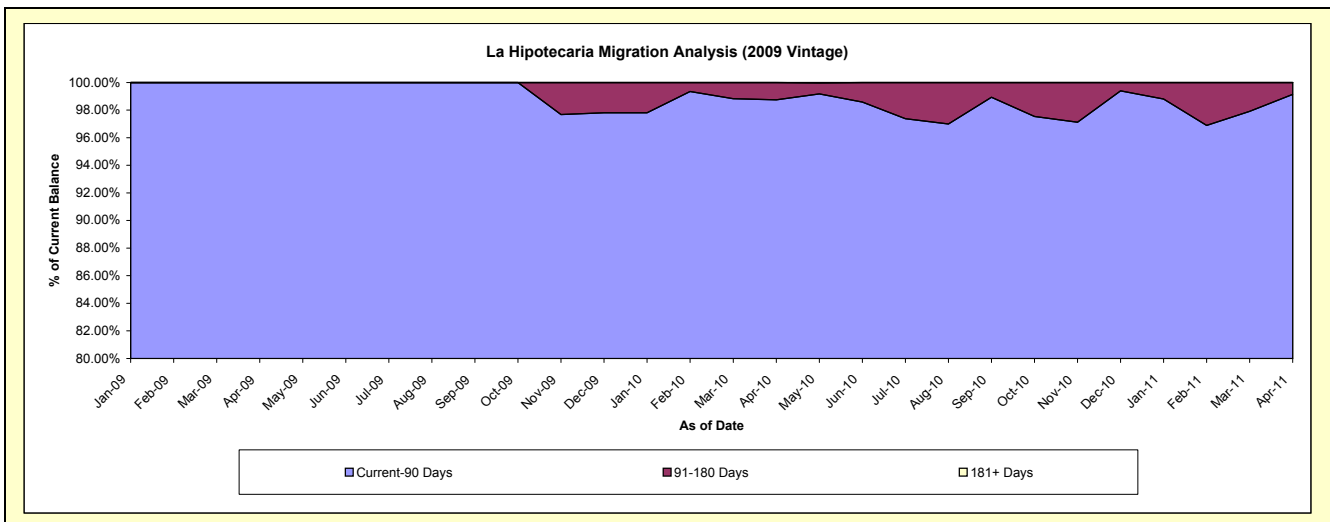
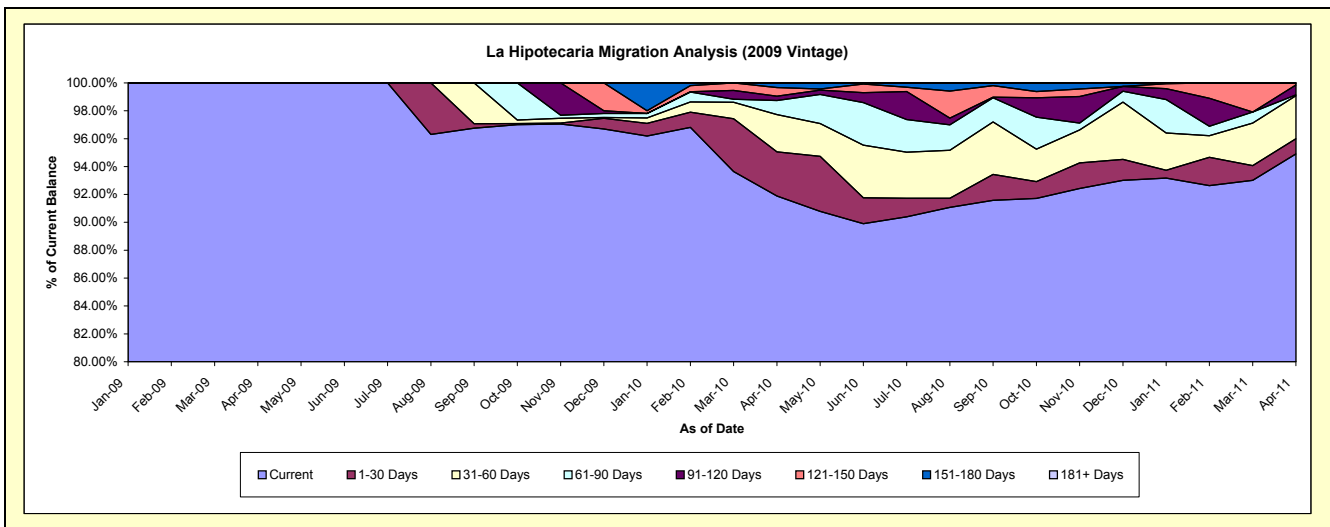
Delinquency Status (\$ of Current Balance)

Data Cutoff: 4/30/2011

| Current Portfolio Balance | | | | | | | | | | 1,117,963.77 | 4,336,778.51 | 3,709,411.59 |
|---------------------------|--|--|--|--|--|--|--|--|--|--------------|--------------|--------------|
| | | | | | | | | | | Apr-09 | Apr-10 | Apr-11 |
| Current | | | | | | | | | | 1,117,963.77 | 3,984,788.35 | 3,520,568.09 |
| 1-30 Days | | | | | | | | | | - | 137,367.91 | 40,501.53 |
| 31-60 Days | | | | | | | | | | - | 116,318.25 | 114,224.92 |
| 61-90 Days | | | | | | | | | | - | 43,780.38 | 2,235.71 |
| 91-120 Days | | | | | | | | | | - | 13,403.02 | 26,186.97 |
| 121-150 Days | | | | | | | | | | - | 26,605.05 | 4,321.77 |
| 151-180 Days | | | | | | | | | | - | 14,515.55 | 1,372.60 |
| 181+ Days | | | | | | | | | | - | - | - |

Delinquency Status (% of Current Balance)

| Current Portfolio Balance | | | | | | | | | | 1,117,963.77 | 4,336,778.51 | 3,709,411.59 |
|---------------------------|--|--|--|--|--|--|--|--|--|--------------|--------------|--------------|
| | | | | | | | | | | Apr-09 | Apr-10 | Apr-11 |
| Current | | | | | | | | | | 100.00% | 91.88% | 94.91% |
| 1-30 Days | | | | | | | | | | 0.00% | 3.17% | 1.09% |
| 31-60 Days | | | | | | | | | | 0.00% | 2.68% | 3.08% |
| 61-90 Days | | | | | | | | | | 0.00% | 1.01% | 0.06% |
| 91-120 Days | | | | | | | | | | 0.00% | 0.31% | 0.71% |
| 121-150 Days | | | | | | | | | | 0.00% | 0.61% | 0.12% |
| 151-180 Days | | | | | | | | | | 0.00% | 0.33% | 0.04% |
| 181+ Days | | | | | | | | | | 0.00% | 0.00% | 0.00% |
| Current - 90 Days | | | | | | | | | | 100.00% | 98.74% | 99.14% |
| 91-180 Days | | | | | | | | | | 0.00% | 1.26% | 0.86% |



Mortgages - La Hipotecaria El Salvador Migration Analysis (2010 Vintage)

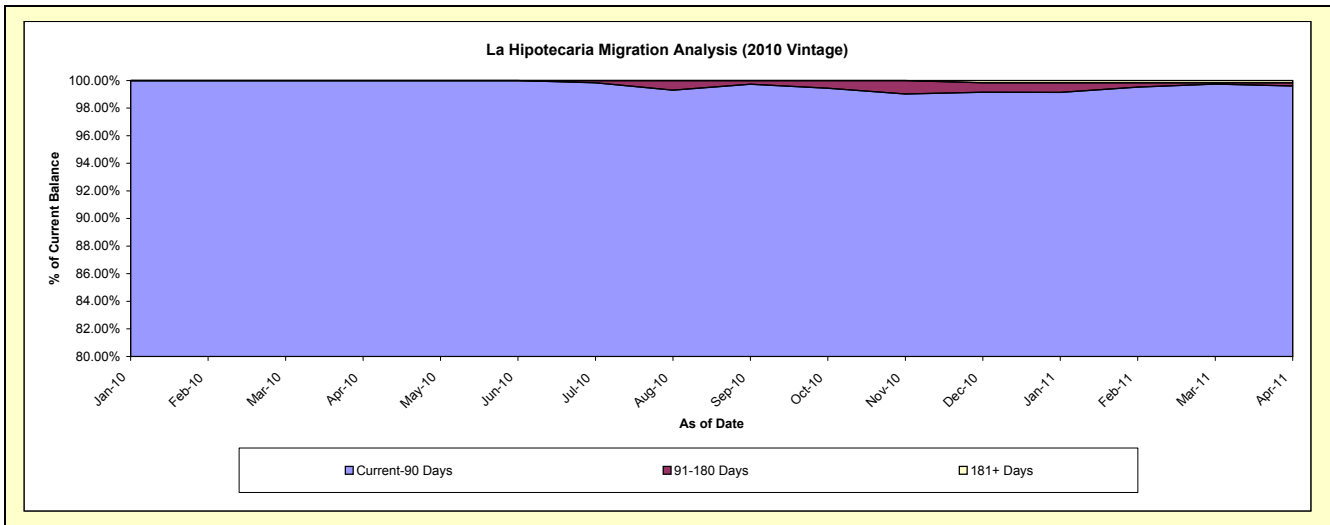
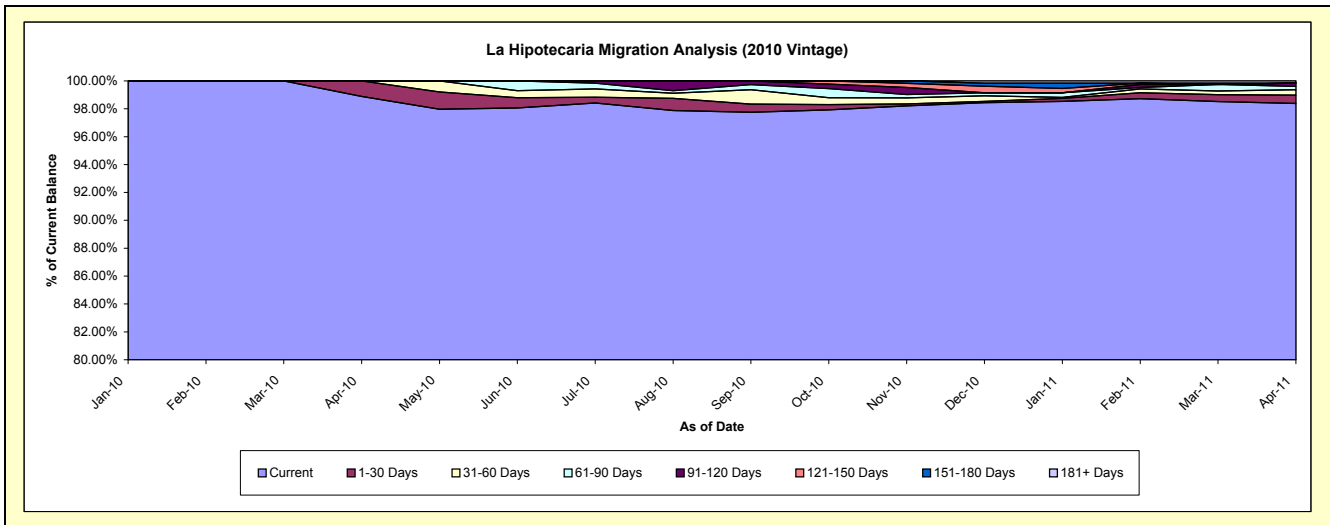
Delinquency Status (\$ of Current Balance)

Data Cutoff: 4/30/2011

| Current Portfolio Balance | | | | | | | | | | 3,093,825.74 | 10,095,390.11 |
|---------------------------|--|--|--|--|--|--|--|--|--|--------------|---------------|
| | | | | | | | | | | Apr-10 | Apr-11 |
| Current | | | | | | | | | | 3,059,351.09 | 9,931,857.04 |
| 1-30 Days | | | | | | | | | | 34,474.65 | 60,945.17 |
| 31-60 Days | | | | | | | | | | - | 38,551.10 |
| 61-90 Days | | | | | | | | | | - | 24,331.49 |
| 91-120 Days | | | | | | | | | | - | 22,955.59 |
| 121-150 Days | | | | | | | | | | - | - |
| 151-180 Days | | | | | | | | | | - | - |
| 181+ Days | | | | | | | | | | - | 16,749.72 |

Delinquency Status (% of Current Balance)

| Current Portfolio Balance | | | | | | | | | | 3,093,825.74 | 10,095,390.11 |
|---------------------------|--|--|--|--|--|--|--|--|--|--------------|---------------|
| | | | | | | | | | | Apr-10 | Apr-11 |
| Current | | | | | | | | | | 98.89% | 98.38% |
| 1-30 Days | | | | | | | | | | 1.11% | 0.60% |
| 31-60 Days | | | | | | | | | | 0.00% | 0.38% |
| 61-90 Days | | | | | | | | | | 0.00% | 0.24% |
| 91-120 Days | | | | | | | | | | 0.00% | 0.23% |
| 121-150 Days | | | | | | | | | | 0.00% | 0.00% |
| 151-180 Days | | | | | | | | | | 0.00% | 0.00% |
| 181+ Days | | | | | | | | | | 0.00% | 0.17% |
| Current - 90 Days | | | | | | | | | | 100.00% | 99.61% |
| 91-180 Days | | | | | | | | | | 0.00% | 0.23% |



Mortgages - La Hipotecaria El Salvador Migration Analysis (2011 Vintage)

Delinquency Status (\$ of Current Balance)

Data Cutoff: 4/30/2011

| | | | | | | | | | | |
|---------------------------|--|--|--|--|--|--|--|--|--|---------------|
| Current Portfolio Balance | | | | | | | | | | 4,673,814.52 |
| | | | | | | | | | | Apr-11 |
| Current | | | | | | | | | | 4,673,814.52 |
| 1-30 Days | | | | | | | | | | - |
| 31-60 Days | | | | | | | | | | - |
| 61-90 Days | | | | | | | | | | - |
| 91-120 Days | | | | | | | | | | - |
| 121-150 Days | | | | | | | | | | - |
| 151-180 Days | | | | | | | | | | - |
| 181+ Days | | | | | | | | | | - |

Delinquency Status (% of Current Balance)

| | | | | | | | | | | |
|---------------------------|--|--|--|--|--|--|--|--|--|---------------|
| Current Portfolio Balance | | | | | | | | | | 4,673,814.52 |
| | | | | | | | | | | Apr-11 |
| Current | | | | | | | | | | 100.00% |
| 1-30 Days | | | | | | | | | | 0.00% |
| 31-60 Days | | | | | | | | | | 0.00% |
| 61-90 Days | | | | | | | | | | 0.00% |
| 91-120 Days | | | | | | | | | | 0.00% |
| 121-150 Days | | | | | | | | | | 0.00% |
| 151-180 Days | | | | | | | | | | 0.00% |
| 181+ Days | | | | | | | | | | 0.00% |
| Current - 90 Days | | | | | | | | | | 100.00% |
| 91-180 Days | | | | | | | | | | 0.00% |

